

# Artemide Collection ↪ 2019

**Artemide®**

→ New products and range extension

A +

***Innovation adds up +  
values to the present  
in order to shape the  
future we want to inhabit.***

*Scientific research, a humanistic vision and ethical and social reflection are the real cultural investment needed for the future, in order to design a better sustainable alternative to what exists.*

# INNOVATION +

## The future of light is everyone's future.

(+) Scientific research, a humanistic vision and ethical and social reflection: we are deeply convinced that these are the real cultural investments needed for the future. And they are the investments we're committed to.

### 02 Knowledge

(+) Design means project, not simply shape or style. Good design combines innovation, aesthetics, know-how, high quality of manufacturing and the greatest attention to the human and emotional relation with the object and the light effect. And

that's what it takes to build a better alternative to what already exists.

(+) Innovation is achieved through the knowledge that comes from a tradition rich in values as manufacturing and know-how. Every Artemide product is completely developed in our Pregnana Milanese headquarter and made in Europe, to guarantee the best results of quality and conformity to international standards. Certified laboratories support every stage of the research, from the preliminary study until the final release.

(+) Reduce to innovate: more with less. New project values become acts of responsibility towards the Planet and translate into a creative evolution: less material, no waste and less energy, without giving up performance, quality and beauty. A more efficient and critical approach that gets to the core of the project.

### 01 Sustainability

(+) Enduring Project: the emancipation from the logics of consumption, through a lasting partnership with matter. A careful selection of innovative materials and an intelligent project help create a dynamic emotional bond with the product. Enduring project means quality.

(+) Incremental System: the project as an open platform. We intend the product as something that is never finished, an open positive system that can constantly grow through physical maintenance and the upgrading of parameters.

(+) From energy to nature: re-connecting to nature. Light is indispensable energy for the life of humanity and all organisms. It has significant repercussions on nature by helping its growth and all the photo-biological processes. By studying light and its relation to humankind, space and environment, we can get towards the definition of a light that takes care of all living organisms.

(+) Light is a key medium in the relation between people and their space. It can provide new experiences and emotions requalifying our spaces and making us authors and protagonists of a social landscape. Light reinforces our sense of belonging by turning every space in the place we want it to be.

(+) Beyond spaces. Let's go beyond the classic separation between technical products and design products; let's open a new transversal point of view on the light project and its applications. We can offer all-purpose and surprising solutions, translating innovation and high-tech performance into emotional perception.

And create products that are perfect for both outdoor and indoor, or products for the office space that have an exciting, fascinating design.

(+) Scalable design for spaces. We project systems that can change and grow according to the evolution of space and activities. A responsive design for a fluid ecosystem, modular projects capable of combining differently, both physically and digitally.

### 03 Spaces



# 04

## Community

(+) Authors & Architects. We are proud of our partnerships with acclaimed international architects that share an aperture towards different cultures. Cultural synergies and project partnerships, enduring human

relationships that keep on building a common path in innovation.

(+) Never give up curiosity. Artemide never stops studying and investigating light. Project is made through a neverending dialogue with different experiences and external realities, like universities, industrial and research organizations, in a continuous contamination with different know-hows that creates a rich and fertile ground for a new generation of projects.

(+) Project is our strong skill and we are always eager to work with new partners that can give us the opportunity to create special products. We can develop custom product solutions, both starting from existing versions and by designing and producing bespoke items. We have a dedicated custom department working together with the Research, Development and Innovation staff, to create new and different solutions and support them with services and intelligence.

(+) We are constantly developing new generations of products that express a parametric human-centered vision, in order to achieve a dynamic and positive experience. A range of digital tools aimed to create a new kind of relationship with light: IoT interaction, sensors, Dali and DMX-RDM management, dedicated software, Artemide App, Geo-LiFi, Li-Fi.

(+) The role of light design is to interact between the new technological frontiers and the contemporary humanistic culture, in order to be able to generate healthy interactions with people's behaviour and emotions.

(+) Freedom of movement, freedom of choice. People are different, and so is their approach with light. That's why we offer different solutions to manage this relationship: from the physical analogic interaction to the digital one made of sensors and apps, up to a new vision of light that's portable and can really accompany us in our daily life, ours is a very simple principle: everyone must be free to determine his/her approach with light.

# 05

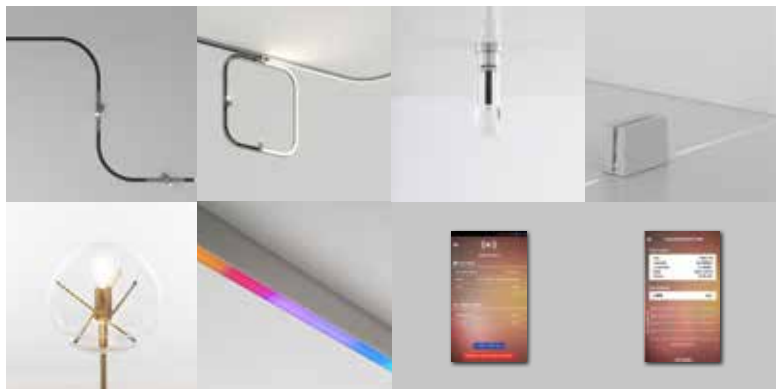
## Experience





## 2019 Patents of Invention

- 01** Turn Around track
- 02** Turn Around strip LED
- 03** Coherence
- 04** Antarktikós
- 05** Vitruvio
- 06** Artemide Metamorfosi 2.0
- 07** Target Point
- 08** APP Circadian Rhythm





# GenerAction Artemide

Rayouf Alhumedhi, Saudi, 17 years old

Rayouf is leading the successful Hijab Emoji Project. Her aim is to not only encourage representation for the hijabi community, but to also prompt an open dialogue about the hijab itself.

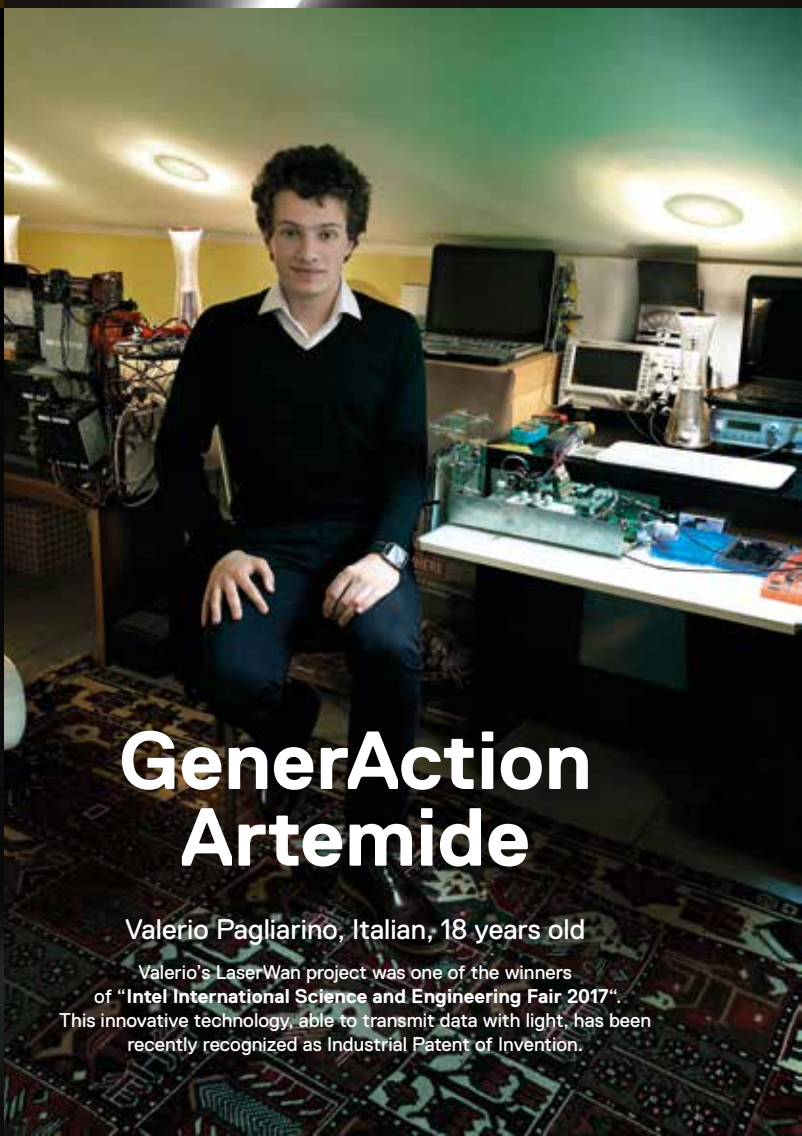
**Artemide**

LA LINEA  
BIG



**Artemide**

COME TOGETHER  
Carlotta de Bevilacqua



# GenerAction Artemide

Valerio Pagliarino, Italian, 18 years old

Valerio's LaserWan project was one of the winners of "Intel International Science and Engineering Fair 2017". This innovative technology, able to transmit data with light, has been recently recognized as Industrial Patent of Invention.

# GenerAction Artemide

**GenerAction Artemide is an innovative project that aims to support and highlight the Gen Z passion towards the humanity and the future of the planet.**

**Artemide gives voice to young Centennials, who have distinguished themselves in various and different fields thanks to their personal skills and innovative ideas, while supporting their studies and research paths.**

**GenerAction is an ongoing project, that aims to welcome and listen to Gen Z from all over the world.**



[artemide.com](https://artemide.com)

# LA LINEA

↳ Big



BIG's idea is once again transposed into a product that looks basic, but is rich of technological innovation instead, thanks to the know-how of Artemide.

La Linea is a flexible tube of light, capable to freely twist and turn in space according to undefined geometries.

It easily fits into indoor and outdoor spaces, with fixing elements concealed inside its section, and enables countless applications in a broad variety of locations by leveraging on an unprecedented combination of factors, including quality of light, IP protection grade, flexibility, modularity.

An individual element is 2,5 or 5 metres long, but can be extended by means of joints concealed inside its profile, without visible shadows or signs.

Through its mechanical and structural characteristics, it can easily adjust to extreme climatic conditions and resist to weather agents and high minimum and maximum temperatures (from -20°C to +40°C).

La Linea generates an even and comfortable high-efficiency diffused light through its patented optical unit. Its utmost formal simplicity reveals complex optical research, combined with savoir-faire with respect to materials and manufacturing in designing a high-performance lighting solution. Its patented section brings together several types of intelligence connected with optical, as well as material, mechanical, manufacturing principles and sustainable values, which take care of each individual aspect of the product's life stages.

It can be folded to minimize the packaging bulk, ensures very high efficiency and easy maintenance, and is bound to last a very long time for its multi-purpose and flexible character.

With its minimal footprint in space, it can disappear by adhering to the architecture or become highly expressive by folding three-dimensionally in space and designing soft or linear graphic elements that set the pace of the surrounding environment.

La Linea turns light into an ideal fixture for outdoor spaces, architectures, parks, or public and urban areas to requalify common spaces, create social and engaging landscapes, and promote relations between people and their surroundings.

La Linea is a basic principle that generates an open system and a comprehensive relation with space and with man. It encourages direct interaction, and its emission can be controlled by means of the Artemide app, the innovative and user-friendly light management system developed by Artemide for all its LED products.



→ Patent Pending





→ Photo by Giovanni Gastel

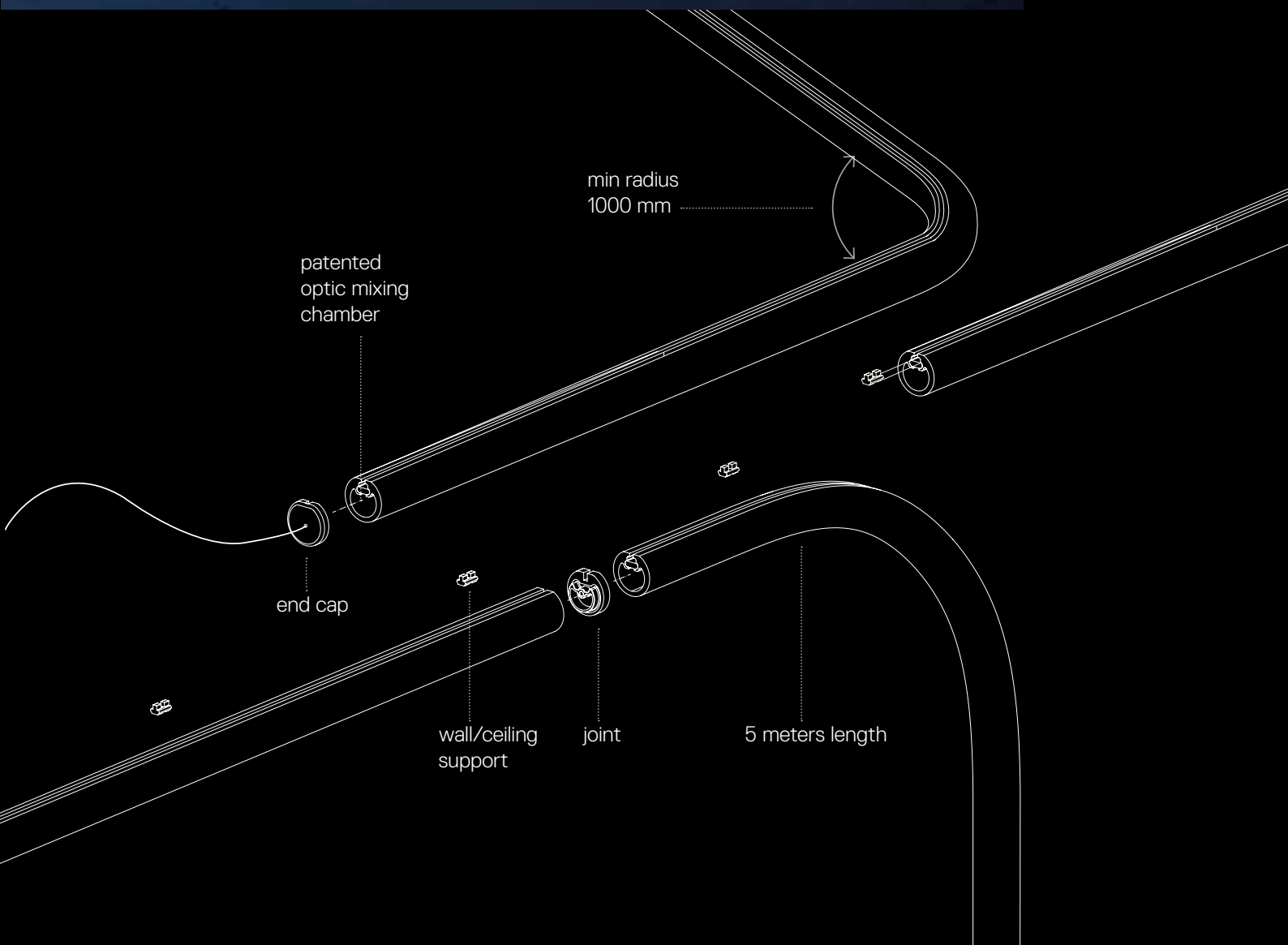
out	IP67	in
<hr/>		
-20°		+40°
<hr/>		



→ Superkilen,  
BIG,  
Copenhagen,  
Denmark



→ Musée Atelier  
Audemars  
Piguet, BIG,  
Le Brassus,  
Switzerland







# LA LINEA

*"The flexibility enables us to move and interact with the environment in new and unpredictable ways. The possibilities are endless!"*

BIG

## MATERIALS

silicone flexible tube

## COLOURS

white

## DIMENSIONS

ø50mm, tube length up to 5m

## TOTAL POWER

15 W/m (max 5m)

## DELIVERY LUMINOUS FLUX

990 lm/m (max 5m)

## CCT

3000 K

## CRI

90



# RIPPLE

↪ Big



It is a suspension system that models the qualities of space according to a molecular growth, combining light and sound absorption. Formed by circular structures of three different diameters, it works by performance layers that can be modulated as needed.

The structures can be simple electrical connection elements, unveil with "pure" light or be enriched by a diffuser, that in addition to interacting with the light has acoustic absorption properties.

The basic element of the product is the circular ring whose profile is a synthesis of optics and mechanics.

The structures are made of an innovative thermo-conductive moulded plastic material that dissipates heat, allowing high power LEDs to be used.

Ripple is proposed in a basic cluster of three elements, but the strength of the project lies in the absolute freedom to model the environmental qualities of the space in which it is inserted starting from the single rings.

The free composition of the elements and their performance layers (connection, light, acoustics) calibrates the illuminances and the potential for acoustic control.

In addition, the possibility to use the rings only as a connection structure allows to distribute in the space the active elements without generating waste and excess, bringing the light only where it is needed.

Ripple can therefore grow from measured parameters of light and acoustics and their relationship with space. Starting from simple lines or geometries of elements with a constant diameter, moving to a more organic and free growth that unites different diameters to form customised solutions with a scenographic effect.

Once again, Artemide's project with BIG is guided by a strong idea of interaction with spaces, an open, modular and scalable solution that combines technological innovation with compositional intelligence, translating them into something apparently elementary but scenographic and full of potential.

This freedom of configuration is then combined with flexibility in the management, given by the interaction with Artemide App.



**01** Structure




h 30 mm

**02** Light engine




h 30 mm

**03** Light diffuser



h 482 mm

**04** Diffuser with  
acoustic absorption



h 482 mm









Acoustic diffuser

## ACOUSTIC QUALITY

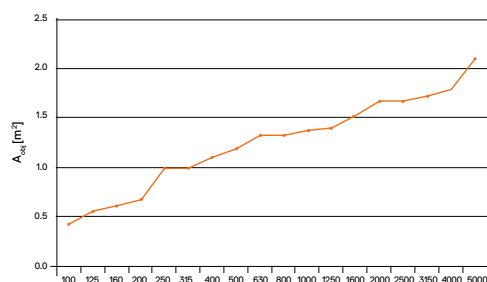
Acoustic comfort is the psychophysical condition of well-being in which we find ourselves when we are surrounded by sound, in relation to the activity we are performing.

A place's acoustic quality is determined by reverberation time, space and the sound-absorbing, reflective and distribution properties of the surfaces that cover it.

$A_{obj}$  ( $m^2$ ) is the equivalent acoustic absorption value of an object at different sound frequencies necessary to calculate the reverberation time of a space.

The bare structural ring of Ripple allows the distribution of sound-absorbing modules in space and the fullest possible exploitation of their potential, leaving the sound-absorbing surfaces as exposed as possible.

The reciprocal position of the sound-absorbing elements is every bit as important as their number. Ripple can grow from the light and sound parameters measured and their relationship with space.



Frequency[Hz]	$T_1$ [s]	$T_2$ [s]	$A_{obj}$ [ $m^2$ ]
500	5.30	3.61	1.2
630	5.21	3.46	1.3
800	5.00	3.36	1.3
1000	4.67	3.17	1.4
1250	4.36	3.00	1.4
1600	3.78	2.65	1.5
2000	3.18	2.28	1.7





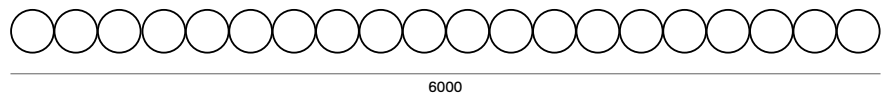
Light diffuser

## SCALABLE DESIGN FOR SPACES

**MAX 20 ELEMENTS** with 1 power supply



Ø300

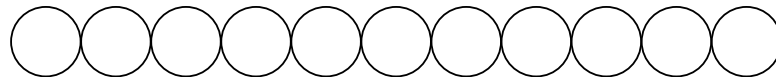


6000

**MAX 11 ELEMENTS** with 1 power supply




Ø500

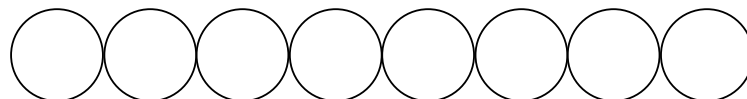


5500

**MAX 8 ELEMENTS** with 1 power supply




Ø700



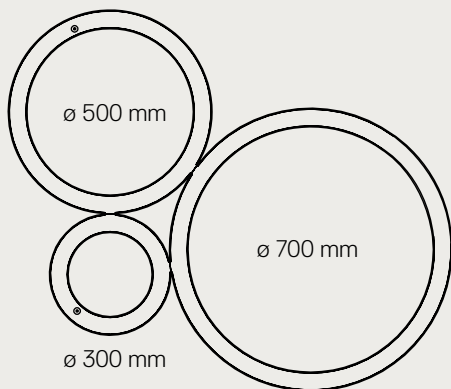
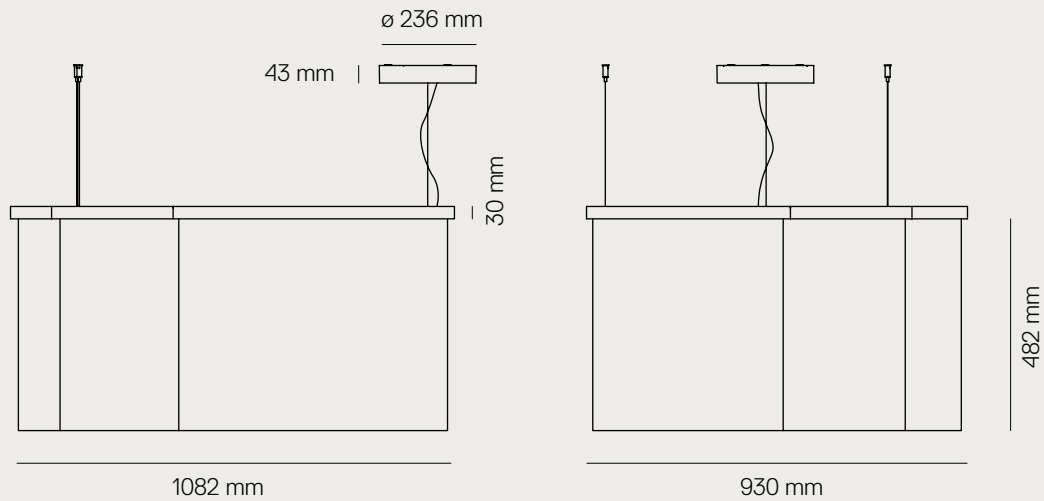
5600

**EXAMPLE OF BESPOKE COMPOSITION** with 1 power supply

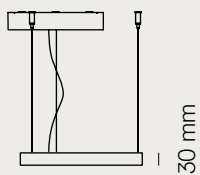


# RIPPLE


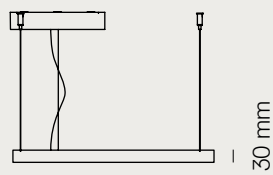
## Cluster 3x modules




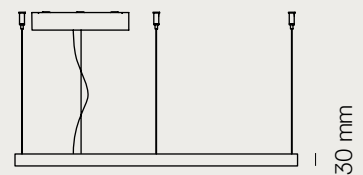
## Base module 30




## Base module 50



## Base module 70





## MATERIALS

Plastic structure,  
sound-absorbing fabric

## COLOURS

White painted structure

## DIMENSIONS

base module 30:  
→ ø300mm x h 30mm

base module 50:  
→ ø500mm x h 30mm

base module 70:  
→ ø700mm x h 30mm

cluster 3x modules:  
→ (module ø297mm + module ø498mm +  
module ø691mm) 930x1082x30 mm

## TOTAL POWER

base module 30:  
→ 9W

base module 50:  
→ 18W

base module 70:  
→ 26W

cluster 3x modules:  
→ 52W

## DELIVERED LUMINOUS FLUX

cluster 3x modules:  
→ 2400lm

**CCT**  
3000K

**CRI**  
90

# INTERWEAVE

↳ Pallavi Dean



It is a flexible system that integrates light and services, leaving everyone the freedom to design their own environmental quality.

Suspended cylinders fixed to the ceiling or to the wall, guide a flexible LED light line, allowing to freely model it following soft and unexpected geometries.

The light connects the different elements of the system, evoking a theme of connections and relationships: "it is a light that celebrates connections, the intersection of countries, cultures and creativity as a unique source of energy." Pallavi Dean

The cylindrical bodies can have two sizes, they can have the sole function of supporting the line of light or become the base for spotlights, intelligences and devices such as speakers and sensors. Each volume is hollowed out with several sinuous holes, that with their organic movement recall of the paths created by water. They are functional elements of the interlocking of the luminous line, a mechanical intelligence that becomes an aesthetic feature.

The multiplicity of cuts leaves free to define different positions to shape the diffusing light element. Scenographic in designing its shape through the light, it develops functional and comfortable lighting.

Interaction is central to the project. This light solution is a kit of pieces that can be assembled and manipulated according to individual needs.

*"For me, as for Artemide, man is the essence of every space. The main protagonist of the design plot. We want users to become the 'authors' of the space they inhabit. This system wants to encourage interaction with space and with the human beings that occupy it."*

Pallavi Dean

It has total flexibility: starting from the freedom in the number and positioning of the cylinders the extension of the composition can grow, so to follow the needs of the spaces. The cylinders can also become junction elements for several lines of light, which can be replicated on a 5-meter module basis.

The diffused light that the LED strip generates can be combined with more punctual emissions inserted into the cylinders, in order to draw light landscapes that follow functional needs.

Interweave generates not only a bright but also a sound experience, thanks to the speakers integration.

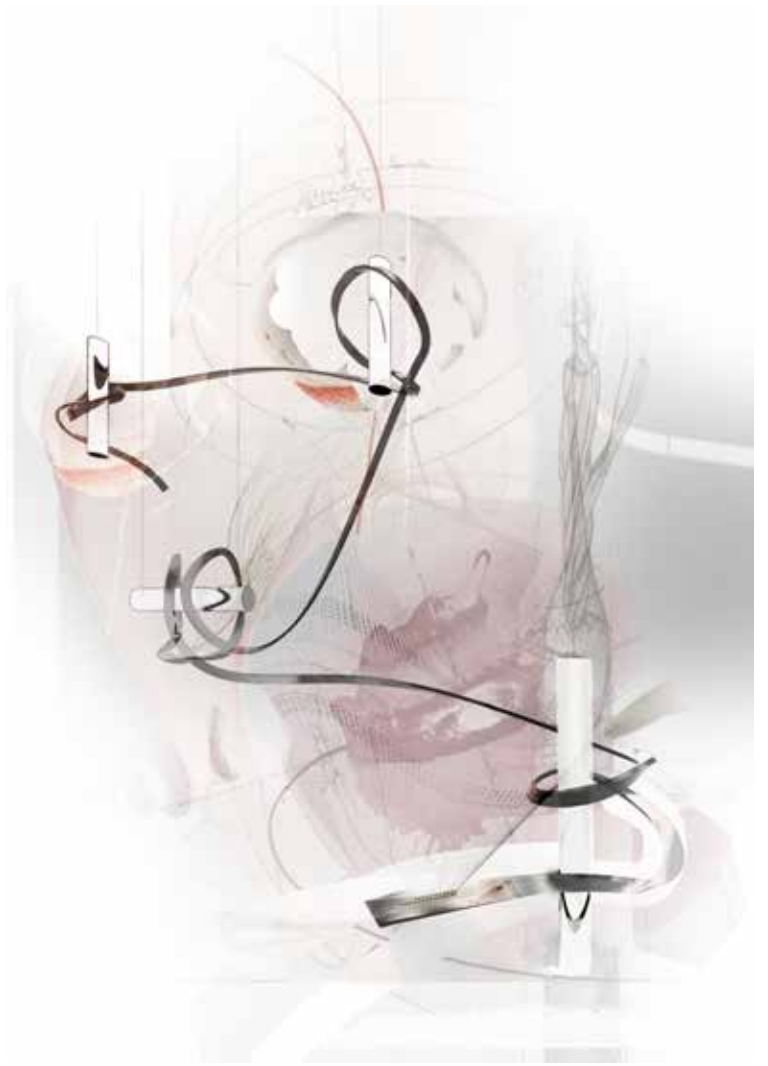
The interaction is then enhanced by the possibility of controlling the single element of the system with the intuitive Artemide App, also through the Alexa voice control.

Not only active management but also interaction controlled by motion sensors that make Interweave react to the presence in a programmed way

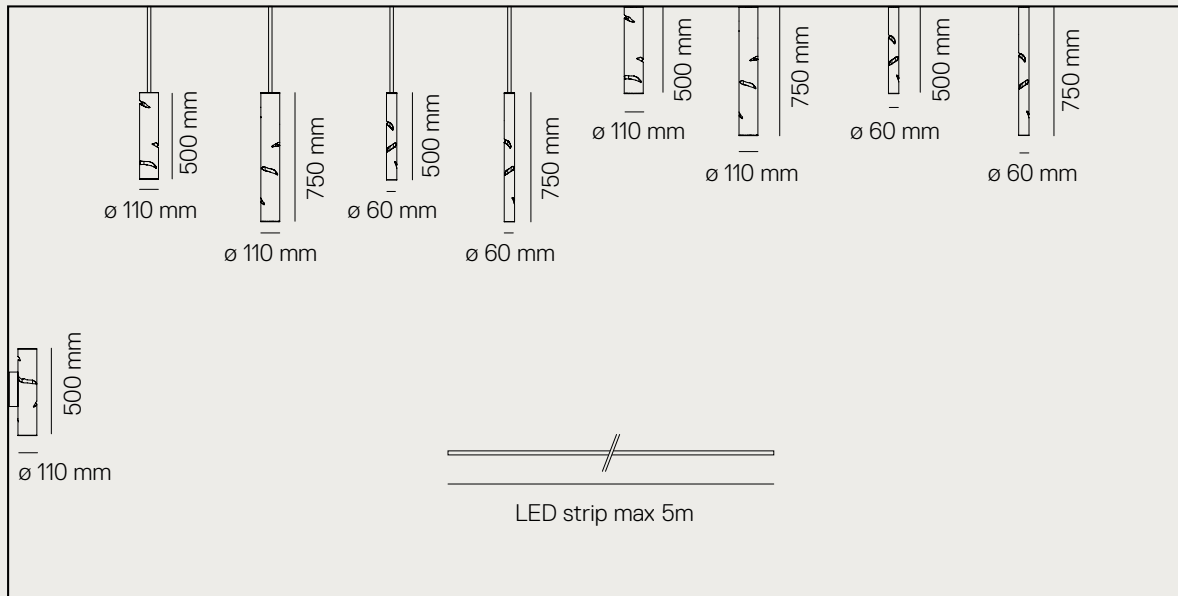
A lexicon of elements to compose an engaging and surprising experience, a new way of interacting with light in space, a scenographic and exciting presence, resulting from a project of functions that interact with the activities that take place within the environment.







# INTERWEAVE



## MATERIALS

Laser cut aluminium tubes,  
silicone LED strip

## DELIVERY LUMINOUS FLUX

1.110 lm (each tube) +  
1000 lm/m (strip LED)

## COLOURS

Matt black painted external tubes,  
brass painted internal tubes and caps

## CCT

3000 K

## CRI

90


## DIMENSIONS

ø110mm x 500mm (suspension, ceiling and wall version)  
ø60mm x 500mm (suspension / ceiling version)  
ø110mm x 750mm (suspension / ceiling version)  
ø60mm x 750mm (suspension / ceiling version)  
LED strip max 5m

## TOTAL POWER

14 W (each tube) +  
17 W/m (strip LED)





ø 60

- Humidity detector
- Temperature detector
- Air quality detector
- Daylight sensor

ø 60

- Motion sensor

ø 110

- Humidity detector
- Temperature detector
- Air quality detector
- Daylight sensor

ø 110


- Spot light

ø 110

- Speakers
- Vocal control

## FUNCTIONS

- ø 60:
  - structural module (support for LED strip)
  - housing for sensors (see above)
- ø 110:
  - structural module (support for LED strip)
  - lighting module
  - housing for sensors (see above)
  - sound and vocal control



# VITRUVIO

↪ Atelier Oi

A family of appliances where mechanical intelligence turns into an expression of beauty. A thin frame and a blown-glass diffuser are the main features of this project.

*“These two opposite elements – a thin supporting one and a soft one working as an encompassing cocoon – are perfectly integrated.”*

Atelier Oi

Three metal rods are introduced into the sphere by means of an ingenious mechanism inspired by the clockmaking art, thus creating the frame that supports the glass globe.

The mobile rods open up inside the diffuser and, as a result of the utmost precision of the geometric joints and of balanced weights, support the glass sphere, both when turned upwards in the table and floor versions, and when turned downwards in the suspension version.


Function and look perfectly match also in the diffuser. The transparent glass is blown into a shape that derives from optical intelligence. The embossed horizontal stripes conceal the source from view, mitigate glaring, and ensure more even light diffusion. The appliance combines tradition and innovation, the old savoir-faire of the glass-blowing art approached with a future-oriented technological outlook.

The projects of Atelier Oi are always pervaded with intelligence, quality, emotion, poetry and, particularly, respect for such values as sustainability, ethical responsibility, and manufacturing responsibility, which are paramount to Artemide.

The glass and the frame are two free elements, joined together by a simple, easily reversible mechanical device; the optical system generates a comfortable high-efficiency light, the diffuser is obtained by means of a single manufacturing process, all manufacturing and maintenance features are calibrated to obtain a perfectly sustainable product.

Also featured in this project, elegance, poetry, and ethics are distinctive traits of the work of Atelier Oi, capable to combine and merge materials, visions, and technologies into a “form” that is the exact consequence of all these aspects, and to convey great emotion in doing so.

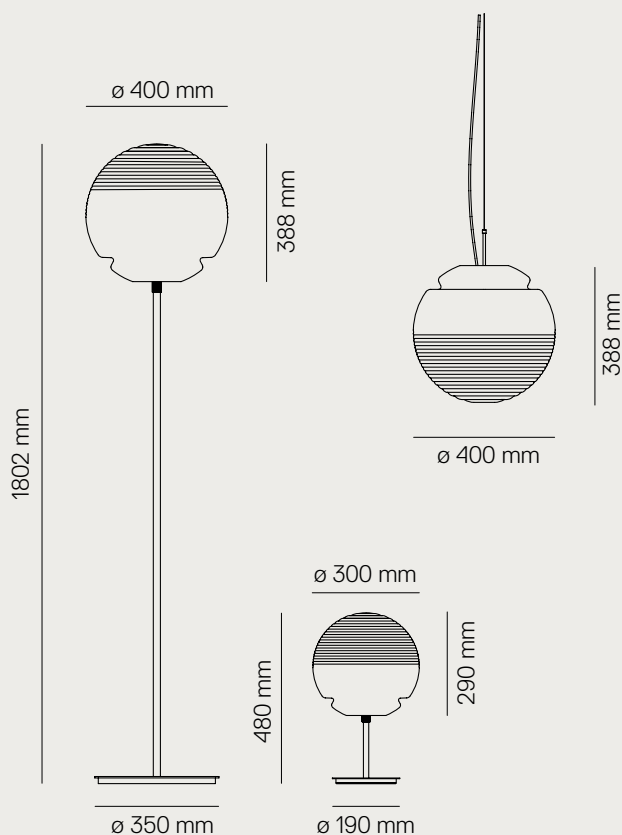
→ Patent Pending







# VITRUVIO



## MATERIALS

brass, crystal glass

## TOTAL POWER

1x 150W Halo / 1x 21W LED (E27)

## COLOURS

brass structures, transparent crystal glass diffusers

## CCT

3000 K

## DIMENSIONS

Vitruvio Floor:

→ ø400mm x h 388mm diffuser  
base ø350mm x h 1802mm

Vitruvio Table:

→ ø300mm x h 290mm diffuser  
base ø190mm x h 480mm

Vitruvio Suspension:

→ ø400mm x h 388mm diffuser



# TURN AROUND



ARTEMIDE  
APP

↳ Carlotta  
de Bevilacqua

Turn Around inverts the approach to the light system, starting from the principles of sustainability, reduction, lightness, integration, optoelectronic intelligence, application freedom and interaction. It is a system that experiments with the challenges dictated by the lightness of the elements that compose it.

It is a combination of different structural and lighting solutions that adapt to the last minute space. It is a composition based on a very small track, with a patented section which starts from the standard thickness of plasterboard, meaning it can be inserted into the available space in any situation.

An LED strip can be inserted inside the track. Its patented optoelectronic intelligence allows it to bend freely and run along the system with maximum uniformity and consistency, without voltage drops.

→ Patent Pending







## **Asserting one's spacial freedom**

Challenging the fundamental sustainability and matchmatching world craft

- 12.5 mm is the height of the profile from the standard plasterboard thickness to allow introduction in all environments and situations without interfering with the dropped ceiling structure. Installation is possible even after ceiling definition and completion.
- With its small size and special material, the rail can be bent on-site with a special tool, according to free geometries. The only limit is the minimum radius of 20 cm.
- Maximum freedom to configure system geometries and performance during installation.



## **Asserting electronic intelligence**

Reducing to innovate


- By using smart opto-electronics in design, there are no limits to system length. The only restriction is that of installed power, allowing long segments of rail in space.
- The system can grow in length in the space by using electromechanical bridges.
- Real-time freedom in installation but also in interaction using the Artemide app for user-friendly management of the Dali addresses in the system.

## ↪ **Asserting one's lighting languages**

### Integrating different performances

- Diversified performance which can be freely combined – LED lines and diffused light suspension lights, spot lights, controlled light elements with  $UGR < 19$ .
- Perfect compositions all fields of application.
- To interpret lighting and perception functions and quality and to translate them into spectacular and exciting results.





- ↪ Neverending continuous run
  - ↪ Engineered for a perfect coincidence between mechanics and electronics
-



# TURN AROUND

## MATERIALS

aluminium


## COLOURS

aluminium

## COMPONENTS



Bendable track 48V:

- 20mm x h 12,5mm
- max lenght 4m




Flexible diffusive LED strip:

- 20mm x h 12,5mm
- max lenght 4m
- 13 W/m
- 600 lm/m installed



Diffusive suspensions:

- 390mm x h 450mm diffuser
- 185mm x h 450mm diffuser
- 250mm x h 500mm diffuser
- 26 W
- 1492 lm



Square 45 diffusive LED strip:

- 450mm x 450mm x h 12,5mm
- 20 W
- 900 lm installed



Square 65 diffusive LED strip:

- 650mm x 650mm x h 12,5mm
- 31 W
- 1374 lm



#### Sharping 8 LED:

- 295mm x 25mm x h 17mm
- 2x10° - 2x30°, 25W
- 2050lm



#### Sharping 12 LED:

- 440mm x 25mm x h 17mm
- 2x10° - 2x30°, 25W
- 2050lm



#### Vector 20:

- ø20mm x h 51mm
- 2W
- 175lm



#### Vector 30:

- ø30mm x h 77mm
- 5,7W
- 475lm

#### Vector 40:

- ø40mm x h 103mm
- 10W
- 540lm



Diffusers made by implementing patented mesh modelling technology with areas of different tension that by exploiting the properties of natural resins acquire strength and resilience. Made with a variety of different natural, man-made or technical fibres and sustainable production methods which limit the amount of material worked and waste.



# LOOK AT ME



ARTEMIDE  
APP

↳ Alida Catella &  
Silvio De Ponte

Look at Me is a family of suspensions that starting from two different geometries of the diffuser follows the light needs of the space in which it is inserted, with single, cluster, or track-mounted suspensions.

They are essential elements, yet perfectly designed to guarantee maximum efficiency and luminous comfort thanks to two lenses placed at the two ends of the diffuser.

The light emitted by the LED source is perfectly controlled inside the cone, the beam of light drawn by the primary lens falls exactly on the surface of the lower lens, that opens the emission. Light is therefore not diffused through the black cone but it is precisely cut so to intercept the stepped profile and animate its dark volume with lines of light.

The diffusers can also be combined on a suspended track with a cylindrical section, available in three lengths. This offers the opportunity to design landscapes of light by distributing the luminous elements in the space, in order to manage the illumination.

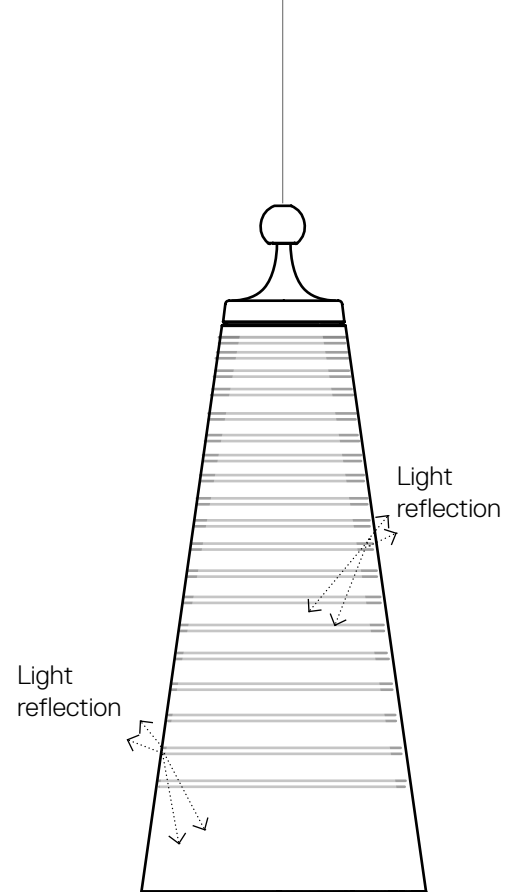
Multiple tracks can be electrically connected without predefined geometries. The junction is in fact only a connection passage (electricity and data) and not a mechanical joint. This opens up to great freedom and flexibility, for a system which from a single point of electrical connection brings light into space for many meters.





LOOK AT ME 210

LOOK AT ME 350



Light  
reflection

Light  
reflection

OPTICAL PERFORMANCE







# LOOK AT ME

## MATERIALS

Aluminium structure,  
plastic diffuser

## COLOURS

Black transparent plastic with inside engravings

## DIMENSIONS

Look at me 210 (single suspension):

→ ø210mm x h 480mm diffuser  
ø136mm ceiling rose

Look at me 350 (single suspension):

→ ø350mm x h 262mm diffuser  
ø136mm ceiling rose

Look at me 210 Cluster:

→ ø210mm x h 480mm diffuser  
ø400mm ceiling rose

Look at me 350 Cluster:

→ ø350mm x h 262mm diffuser  
ø560mm ceiling rose

Look at me 210 Track:

→ ø210mm x h 480mm diffuser  
177x18x18mm magnetic connection

Look at me 350 Track:

→ ø350mm x h 262mm diffuser  
177x18x18mm magnetic connection

Look at me Track:

→ 32mm x 27mm x L 1000mm / 2000mm  
/ 3000mm

## TOTAL POWER

Look at me 210 / 350 (single suspension):  
→ 18W

Look at me 210 / 350 Cluster:  
→ 50W

Look at me 210 / 350 Track:  
→ 18W

## DELIVERED LUMINOUS FLUX

Look at me 210 (single suspension):  
→ 1200lm

Look at me 350 (single suspension):  
→ 1500lm

Look at me 210 Cluster:  
→ 3600lm

Look at me 350 Cluster:  
→ 4500lm

Look at me 210 Track:  
→ 1200lm

Look at me 350 Track:  
→ 1500lm

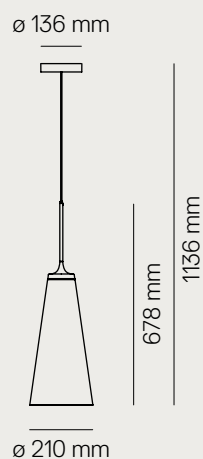
## CCT

3000K

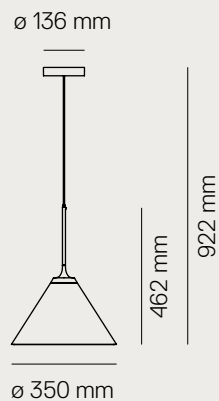
## CRI

90

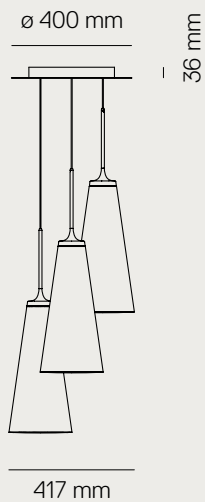
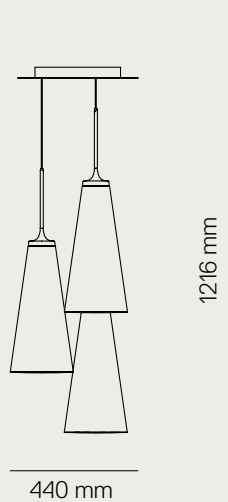
Suspension 21



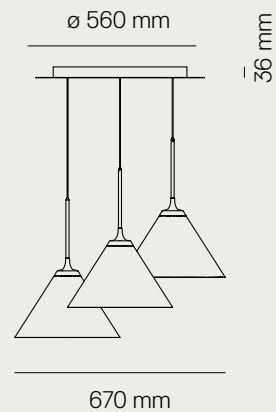
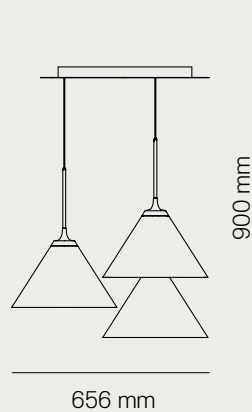
Suspension 35



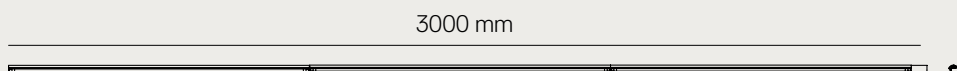
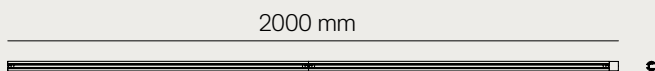
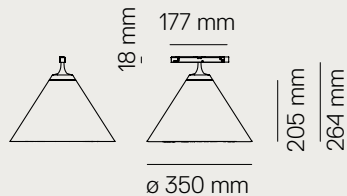
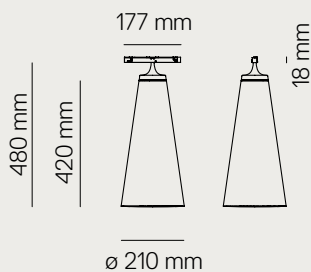
Cluster 3x Suspension 21



Cluster 3x Suspension 35



Track System



# CURIOSITY

↳ Davide Oppizzi

*"We all have that one object that tells the story of a lifetime, of a journey, or a collection of objects that we would like to underline with light. Curiosity - inspired by the universe of the "cabinet of curiosity" - was born from the desire to offer a small exhibition to all those who wish to showcase an object under its light. By nature, it is intended for any sector, both private and professional: museums, display of private collections or of objects on a restaurant table. Everyone is free to imagine its own presentation on the lamp stage. But there is more to this: Curiosity is decorative and versatile. With its small removable diffuser, it can become an EXPO or a DECO lamp. Thanks to its battery, it is also nomadic and easy to move: it will find its place in all the interior design scenarios. Who said that curiosity was a bad defect?"*

Davide Oppizzi

Curiosity is the new portable lamp that through its shape reveals its vocation for exposition but at the same time for relations. It showcases the spaces where people are or the objects that it can hold inside of it.

Neutral and essential in its graceful structure, it becomes functional enhancing the content. It is available in two sizes, to better adapt to host different objects.

It is a frame for displaying objects. Its base becomes the element that supports what you want to show illuminated by the small spotlight at its top.

It is a controlled light, which with the addition of a white glass sphere with amber light recreates a warm and cosy atmosphere around which to cultivate relationships and feel good.

Curiosity brings its space of light everywhere, and thanks to its long autonomy (16 hours away from the net) it allows you to reinvent everyday light contexts.

It designs individual freedom by adapting to the domestic space, but above all it opens up new scenarios in public places.

Being able to build flexible and mobile displays, it is also a perfect tool for retail spaces, for exhibitions, or for restaurants, where it creates an intimate and elegant atmosphere able to follow the changing organization of the spaces.

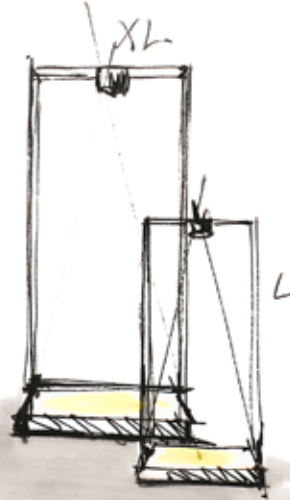
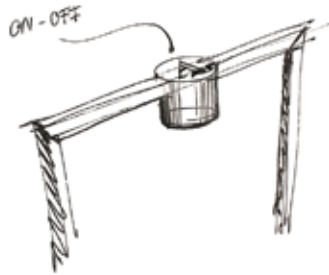
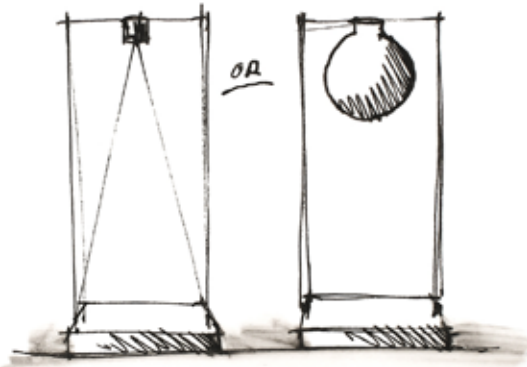






# CURIOSITY OF LIFE



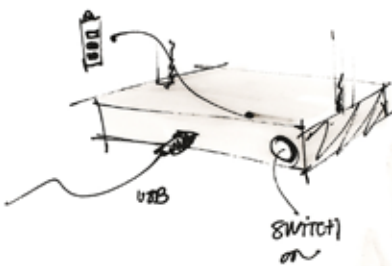
EXPO & DECO



CURIOSITY DON'T  
KILL THE CAT !!



NOMADIC!  
BATTERY INSIDE



ART

EAT

LOVE

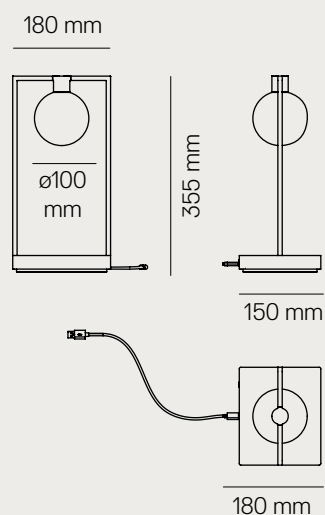
ZEN

GREEN

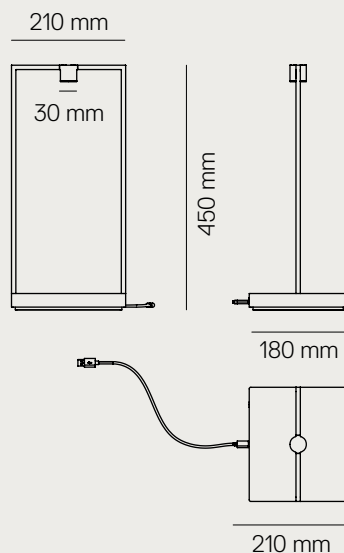


# CURIOSITY

Curiosity 35



Curiosity 45



## MATERIALS

Aluminium structure

## COLOURS

Black-brown

## DIMENSIONS

Curiosity 36:

→ base 150mm x 180mm x h 350mm

Curiosity 45:

→ base 180mm x 210mm x h 450mm

## TOTAL POWER

3,6W

## DELIVERED LUMINOUS FLUX

430lm

CCT

3000K

CRI

80

- USB port
- Exchanging energy
- (Lithium) Li - On rechargeable battery  
16 hrs battery life
- Two different light performances:  
Spot and diffused
- Three light intensities



# DISCOVERY

↳ Ernesto Gismondi




ARTEMIDE  
APP

The Discovery family, awarded with the 2018 Compasso d'Oro, is continuously growing, in order to offer an ever more engaging and qualitative relationship between the spaces and our perception.

Discovery is a non-intrusive element, absent and immaterial, it acquires volume when switched on, thanks to the light drawn by its central emitting surface.

In past years it has been presented in different round versions: horizontal, vertical with three different diameters, and wall/ceiling appliance, with white light adjustable in intensity.





*"We asked bicycle manufacturers to produce a ring as thin and light as this, and the result is an ultra-light aluminium profile and an almost invisible lamp."*

ERNESTO GISMONDI



# DISCOVERY SPACE

Discovery becomes squared or rectangular. It is no longer only a frame capable of interacting with the surrounding environment, framing for example perspectives, points of view or details, but it creates scenes capable of shaping spaces through the presence or absence given by its different levels of transparency.

Not only a new shape, but also the introduction of coloured and Tunable White light, which make it an even more magical and scenographic element. The combination of RGBW LEDs (red, green, blue, white) allows any colour hue and saturation, in addition to pure white. The Tunable White version varies the colour temperature from warm white to cold white.

The construction principle remains the same of the previous versions. An ultra-light aluminium ring hosts a LED strip that injects light into a clear PMMA surface, with a pattern of distributed micro-incisions for maximum efficiency and uniformity.

These generate a precise and punctual light extraction, following a balance of the flows with respect to the emitting surface which guarantees a perfect visual comfort, an enveloping and constant light on both sides.

Performance and flows are high, but the effect is absolutely comfortable, so much so that it even complies with UGR standards for workplaces in any installation position.

Already since the first versions of Discovery Artemide has broken the classic patterns and preconceptions - that usually present a clear division between design appliances and more technical performances of systems for the workplace -, now with the introduction of colour it also opens to new applications and scenarios increasingly more aimed at well-being and emotionality.

Since the 1990s Artemide has worked on Human Light, marking a fundamental turning point in the way of interpreting light and its relationship with man. It introduced not only the use of coloured light but also a different relationship with the light object.

Discovery Space introduces a new perceptive experience. In its continuous relationship between man and the environment, it becomes a constructive material of the space, it limits territoriality and it influences moods, it supports the flow of life rhythms, behaviours, and emotions, and it ensures a correct vision when carrying out different activities.

Discovery is controllable with Artemide App. This evolved interaction system means that everyone is increasingly free to modify his or her own scenarios in an active and conscious way, for the sake of both a psychological and physiological personal well-being and of a dynamic and engaging design of spaces.

Discovery is more and more the perfect synthesis of the values, knowledge, innovative research and know-how of Artemide.

The great optoelectronic skills, combined with a thorough culture of design and with technological know-how, produces perfectly transversal and surprising solutions, which translate innovation into the emotion of perception.

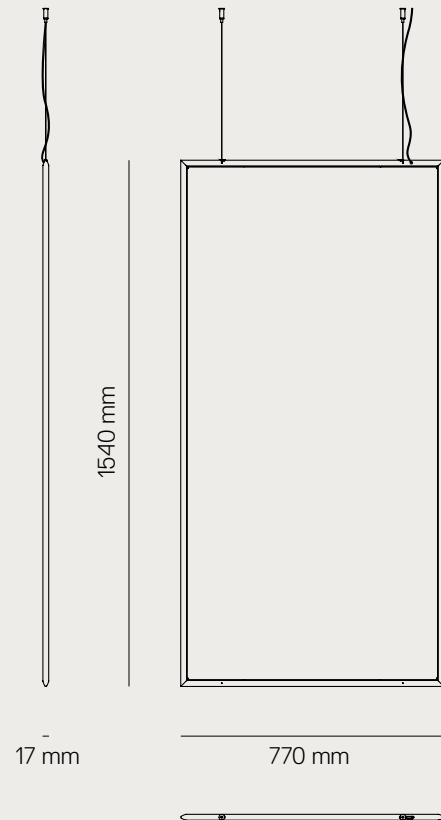
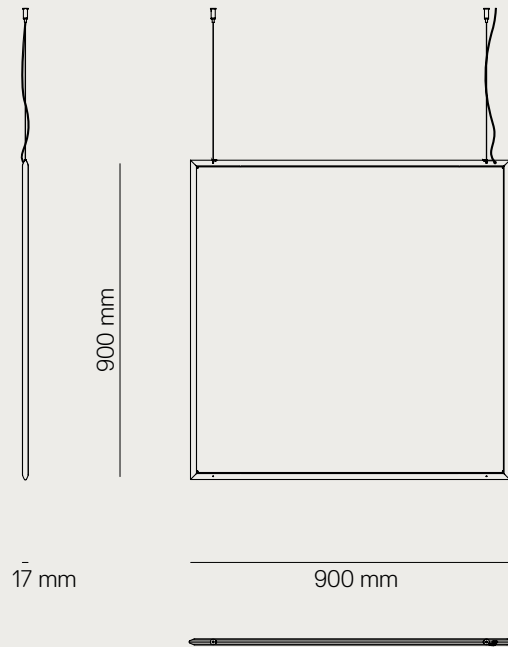








# DISCOVERY SPACE



## MATERIALS

extruded and calendered aluminium structure,  
PMMA optical plate diffuser with superficial  
laser processing

## COLOURS

transparent diffuser, satinized aluminium lamp body

## DIMENSIONS

Discovery Space (white emission / TW / RGBW):

- Square 900mm x 900mm
- Rectangular 750mm x 1500mm

## TOTAL POWER

Discovery Space (white emission):

- Square 32W
- Rectangular 53W

Discovery Space (RGBW):

- Square 38W
- Rectangular 64W

Discovery Space (TW):

- Square 78W
- Rectangular 130W

## DELIVERY LUMINOUS FLUX

Discovery Space (white emission):

- Square 2160lm
- Rectangular 3600lm

Discovery Space (RGBW):

- Square 532lm (RGB) +  
864lm (white emission)
- Rectangular 888lm (RGB) +  
1440lm (white emission)


Discovery Space (TW):

- Square 4085lm
- Rectangular 6848lm

**CCT (white emission) CRI (white emission)**

3000 K

90



## COLOUR

RGBW



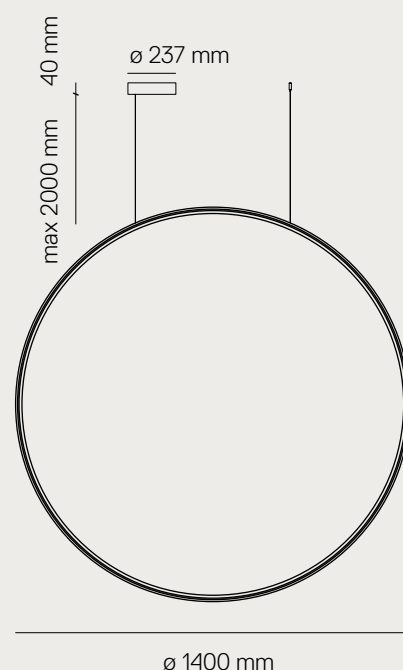
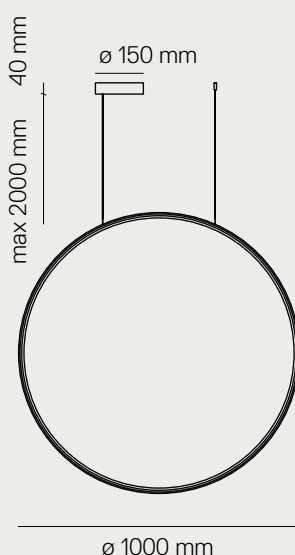
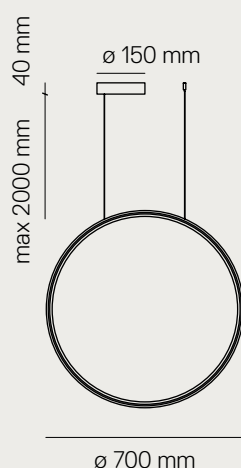
## COLOUR TEMPERATURE TW

2700K

5700K



# DISCOVERY VERTICAL



## MATERIALS

extruded and calendered aluminium structure, PMMA optical plate diffuser with superficial laser processing

## COLOURS

transparent diffuser, satinized aluminium lamp body

## DIMENSIONS

→ ceiling rose: variable, see above  
 Discovery vertical 70  
 (white emission / TW\* / RGBW\*):  
 → ø700mm x 17mm  
 Discovery vertical 100  
 (white emission / TW\* / RGBW\*):  
 → ø1000mm x 17mm  
 Discovery vertical 140  
 (white emission):  
 → ø1400mm x 17mm

## TOTAL POWER

Discovery vertical 70 white emission: 40W

**Discovery vertical 70 TW\*: 95W**

**Discovery vertical 70 RGBW\*: 46W**

Discovery vertical 100 white emission: 60W

**Discovery vertical 100 TW\*: 136W**

**Discovery vertical 100 RGBW\*: 66W**

Discovery vertical 140: 80W

## DELIVERED LUMINOUS FLUX

Discovery vertical 70: 2857lm

**Discovery vertical 70 TW\*: 5020lm**

**Discovery vertical 70 RGBW\*:**

→ 651lm (RGB) + 1054lm (white emission)

Discovery vertical 100: 4859lm


**Discovery vertical 100 TW\*: 7171lm**

**Discovery vertical 100 RGBW\*:**

→ 930lm (RGB) + 1510lm (white emission)

Discovery vertical 140: 6762lm

**CCT (white emission) CRI (white emission)**  
 3000K 90



## COLOUR

RGBW



## COLOUR TEMPERATURE TW

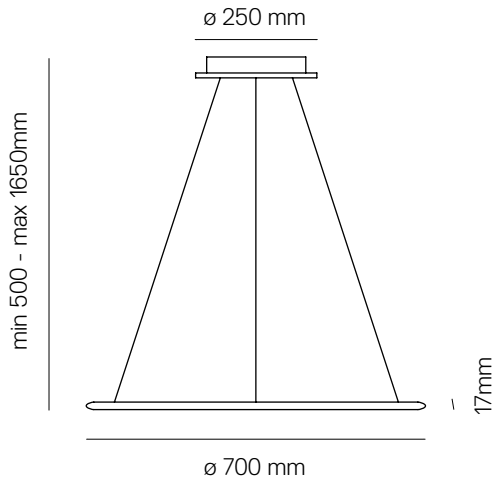
2700K

5700K



\* NEW 2019 DISCOVERY VERSIONS (TW / RGBW)

# DISCOVERY



## MATERIALS

extruded and calendered aluminium  
structure, PMMA optical plate diffuser with  
superficial laser processing

## COLOURS

transparent diffuser, satinized aluminium  
lamp body

## DIMENSIONS

ø700mm x 17mm x h max 1650mm  
ceiling rose ø250mm

## TOTAL POWER

Discovery white emission: 46W

**Discovery TW\*: 95W**

**Discovery RGBW\*: 46W**

## DELIVERED LUMINOUS FLUX

Discovery white emission: 2298lm

**Discovery TW\*: 5020lm**


**Discovery RGBW\*:**

→ 651lm (RGB) + 1054lm (white  
emission)

**CCT (white emission) CRI (white emission)**

3000K

90



## COLOUR

RGBW



## COLOUR TEMPERATURE TW

2700K

5700K



\* NEW 2019 DISCOVERY VERSIONS (TW / RGBW)











# Artemide goes App

↪ PRO<sup>2</sup>

## LET'S PLAY



## LET'S REMEMBER

Managing up to 500 lighting fixtures, single or in groups

Connecting by Bluetooth Low Energy

Distance: bluetooth Android 25-30 m, Apple 15 m

Cloud backup

Secured personal access

Multidevices control for the same network

Multi-user: 1 administrator, more guests

For tablet and smartphone

10 Static scenarios

Daylight sensor integration

News channel

**Compatible with Artemide LED integrated products**

**For private/public space - workplace - retail - hospitality**

**Indoor and outdoor**

## LET'S BE PROFESSIONAL

Scheduling

Digital protocols interface for Dali products - 40 addresses

Managing up to 40 Addresses for each BLE BUS Interface.

Built-in or remoted INTERFACE installation managing single fixtures or groups

DALI - DIGITAL  
addressable lighting inter-  
face current generation

↔

BLE - BLUETOOTH  
low energy  
new generation

# LET'S ENJOY **NEW** EXPERIENCES

## ↪ **Interactive**

EMISSIONS

Pure Hybrid

34%  
INTENSITY

White

45%  
DIRECT  
55%  
INDIRECT

White + White

45%  
INTENSITY

Tunable White

RGB White

New

RWB

ACTIONS

DYNAMIC SCENES

MOTION SENSOR

VOCAL CONTROL  
\*  
AMAZON ALEXA  
GOOGLE HOME

## ↪ **Parametric**

TARGET POINT

HEAT MAPS \*

HUMIDITY

TEMPERATURE

AIR QUALITY

ENVIRONMENTAL QUALITY

TARGET POINT

HEAT MAPS \*

HUMIDITY

TEMPERATURE

AIR QUALITY

PATENT OF INVENTION  
Circadian Rhythm\*

Geographical and temporal contextualization  
Behavioral models  
Variation of intensity and color temperature  
Freedom to intervene on color temperature, light intensity and timing of light shift

\* Artemide Gateway required

# Artemide goes App

↪ PRO<sup>2</sup>

*"In this century of photonics, designing light is no longer just about designing an appliance. It also means dealing with advanced interaction."*

Carlotta de Bevilacqua

Artemide designs products, as well as services and digital tools, to allow a more advanced and flexible use thereof.

Man is at the heart of each project and this is the reason why the opportunities offered by technology are interpreted through the desire to give each and every person the ability to control their daily lighting scenarios.

The Artemide App is a user-friendly and intuitive interface used to control individual products, heterogeneous groups of appliances, sensors, and lighting scenarios.

It is a tool that can be associated with virtually any product from the Design and the Architectural Catalogue operating with the integrated LED technology.

Upon product purchase, the version compatible with the Artemide App can be selected. Then, users should simply download the application and let themselves be directed through the creation of personal lightscapes.

A crucial feature is simplicity, both in use and in product installation. This is, in fact, identical to the standard versions, the power system does not require any particular fitting even when configuring complex lighting projects, made up of several appliances with multiple operating variables (coloured light, Tunable White, direct and indirect emission, etc.).

The app recognizes the installed appliance, displays its model and version, communicates each time with the individual appliance, and makes it blink for easy identification in space and renaming at whim. This simple operation also attributes the type of performance: either "pure" in the case of a single emission (e.g. diffused or spot light) or "hybrid" in the case of more complex products (e.g. coloured or direct/indirect light).

Light can be controlled by simply interacting with the App's interface, whose circular graphic layout allows to select light intensity, colour, and colour temperature.

Not only can light be modified in real time, but preconfigured scenarios can also be used and new ones can be created, always open to subsequent changes.

In the lighting project, utmost flexibility goes hand in hand with virtually countless opportunities to establish a relation with space. One app can manage up to 500 appliances, either individually or in groups.

Therefore the Artemide App can be used both as a daily tool for private use and as a project variable for private, public, and urban spaces, where everyone can easily manage advanced lighting scenarios, even complex ones. The settings can be shared among multiple users via the cloud, and network security is ensured by passwords and different user profiling levels.

The Artemide App can operate on different scales, starting from the personal, home-based one and expanding to shared locations, such as work and public spaces or even the whole city. With the Artemide App, anyone can design his or her own light in each of these spaces.

Access to the options to manage areas and, therefore, pre-defined appliances or specific performances can be configured each time according to changing degrees of freedom corresponding to different user types; an administrator can define sub-profiles.

This becomes an important tool to design the interaction with lighting scenarios, particularly in working or hospitality premises, where the limits between shared public and private or personal spaces can change and be interpreted in different ways.

The Artemide App revolutionizes the approach to lighting control, allows to make the most of the focused light quality control options offered by the LED technology, and opens up unexpected scenarios in such application fields as hospitality or retail, and even outdoor, where it can support the advanced and innovative security and information features of the Smart City.

The Artemide App provides a news channel where updates on products, events, special initiatives, and references to the projects implemented by Artemide will be displayed with images, texts, and links, divided by theme-specific channels.

For significant projects, Artemide can support customer-specific product performance requests or develop dedicated solutions for digital network integration.

Software customization can start from the news channel, which becomes a source of information on, among other things, cultural or commercial initiatives, events, local history, services, or any other desired contents or links to external contents.

If applied to a smart and "SENSEable" city network, the Artemide App can leverage on sensor integration into the appliance to allow measuring a variety of operational parameters and data sharing open to different applications.

Launched in 2017, the Artemide App is now also available for private users but, most of all, it is a comprehensive and professional tool constantly enriched with new functions.

- It works as an interface for easy control of DALI (Digital Addressable Lighting Interface) systems
- It features an interface designed to operate RWB systems by combining the adjustment of colour temperatures with the selection of blue or red light, ideal to support plant growth.
- It integrates a control option based on proximity and daylight sensors, thus optimizing energy saving.
- It includes a scheduling feature allowing to retrieve scenarios manually, as well as to schedule them in time.
- It allows to create heat maps that recognize people in space, track their positions, record motion times, and generate information on space use. It therefore works as a source of information on behaviours and a data collection tool. Displayed on a map or with histograms summarizing the space occupation trend in time, such data becomes a convenient source of information for retail, exhibiting venues, or public places.

In addition to the above-described innovative functions, mostly designed for lighting projects, Artemide carries on its studies on people's perception and wellbeing.

The Artemide App also features a patented programming system that controls light on the ground of circadian cycle principles. Man's psychophysical wellbeing depends, among other things, on some sort of complex "inner clock", synchronized with natural day-night cycles by means of natural stimuli, such as sun light and room temperature, thus adjusting such functions as hormone secretion and the sleep-wake cycle, which are strongly influenced by light. Starting from geolocalization and time localization principles, the Artemide App adjusts changes to the temperature and colour of artificial light to match them with such cycles.

The geo and time localization parameters are combined with behavioural patterns divided among three representative lifestyle types to calibrate light according to the pace of each individual's activities. Light modulation starts from warm and soft emission upon awakening, then develops towards colder tones throughout the morning to stimulate activities, returns to warm ones for a break at mid-day, then provides a second peak stimulation with cold light in the afternoon, to conclude with a more relaxing ambiance towards day end.


This complex scheduling goes hand in hand with the freedom to modify extreme temperatures and intensities, as well as to adjust the time-related light modulation.

This produces a customized light that follows the pace of circadian cycles, however matched with the user's daily life.

Through the existing functions of the Artemide App, this additional feature can support users in their personal or working spaces by recognizing them and recalibrating its parameters to adjust to the existing conditions.


Artemide is as concerned with total environmental quality as with light-related wellbeing. This is why the Artemide App integrates a module designed to control air quality, capable to collect data through the humidity, temperature, and CO2 sensors integrated in its lighting systems.

The Artemide App is compatible with Amazon's voice control Alexa and with Google Home for even more straightforward and intuitive light control.





Group 01



30%

# HUARA

↪ Elemental



ARTEMIDE  
APP

Alejandro Aravena, Gonzalo Arteaga,  
Juan Cerda, Victor Oddó, Diego Torres

At first, light available to humans came only from stars: the sun and its reflection on the moon. For millennial mankind accepted its incapacity to see in the dark and adapted consequently to the natural rhythm of the celestial spheres, of dawn and dusk. But such agreement changed about 2 million years ago.

The appearance of the controlled use of fire marked the beginning of the search for how to transform night into day at will. But getting light from burning stuff was very inefficient (it heated more than illuminated) and uncomfortable (pollution due to smoke). Then about some 70 thousand years ago, light began to come from burning fuel: animal fat first, oil or wax then, or gas and kerosene more recently not only allowed a more efficient use of energy but also introduced the need for a more specific design of the light's source. The appearance of electrical power at the turn of the last century started a technological development that irrespective of the scientific principle employed to produce light (incandescent, fluorescent or metal halides), made any other source of energy almost disappear.

The next step in the production of light came with the development of Light Emitting Diodes (LED). For the first time, light shifted from the electrical realm to the field of electronics. But for some reason such revolutionary step has not permeated society; people look for lights and lamps in the white goods section, not in the electronics section.


Our project for Artemide is about integrating the first and the last moment in the history of light: celestial spheres with electronics.

On the one hand we want light to vary its intensity and direction according to phases more than moving pieces of a mechanism. On the other hand, we want to acknowledge the fact that the future of light is electronic, not electric. The distinctive potential of electronics is its capacity to carry information that allow for multiple ways of interaction, such as a tactile screen. So, our project is a low voltage, moveable, dark sphere intuitively activated by touch.

Hence the name Huara, the aymará word for star. Aymará is the native population of the Acatama desert, the driest and darkest one in the world. In other words, the place from where one can see more stars in the planet; no wonder that by 2020, 70 % of the cutting edge astronomical observation capacity of the planet will be in the land of Aymará. Huara is to honor the original light source of mankind and the state of the art technology.

→ Patent Pending





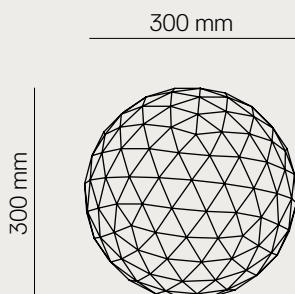
"Our project for Artemide is about integrating the first and the last moment in the history of light: celestial spheres with electronics."

ALEJANDRO ARAVENA



# HUARA

- ↪ Analogical & digital interaction
- ↪ Touch sensor
- ↪ Each sector independently dimmable



## MATERIALS

Printed plastic shell

## COLOURS

Black

## DIMENSIONS

300 mm x 300 mm

## TOTAL POWER

55 W

## DELIVERY LUMINOUS FLUX

2.000 lm

## CCT

3000 K

## CRI

90







# THE RIGHT WAVELENGTH

## LIGHT FEEDS NATURE

Activating plants natural growth  
RWB technology

Photosynthesis

$\text{co}_2 + \text{h}_2\text{o} \rightarrow \text{light} \rightarrow \text{oxygen and food}$

## LIGHT FEEDS MAN

Sustaining perception and emotion  
to enhance new life qualities

## LIGHT FEEDS PLANET

Generating sustainable models  
and ethic consciousness

→ Patent Pending



# Gople RWB

↪ BIG

**From  
Energy  
to Nature**



# GOPLERWB

↪ Big



Gople Lamp reconciles human spaces and nature through light.

A mouth-blown glass produced according to an ancient traditional venetian technique encloses a patented RWB light technology that helps plants grow, creates scenic or ambiance effects, and provides functional white lighting.

The RWB system, patented in 2011, is a new paradigm, a different way to approach coloured light – no longer RGB (red-green-blue) for man's psychophysical wellbeing, but rather RWB (red-white-blue) for a light that is respectful of man and the environment.

Gople Lamp RWB calibrates its emissions according to the PPFD (Photosynthetic Photon Flux Density) values required in two phases where appropriate supply of light is crucial: the multiplication phase is accompanied by blue radiations with a 425-450 nm wavelength, whereas the blooming phase is supported by red radiation between 575 and 625 nm.

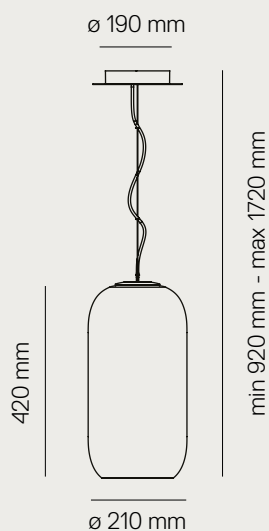
Gople combines direct and controlled RWB emission with white indirect diffused light that can be controlled separately.

→ Patent Pending





# GOPLERWB



## MATERIALS

Aluminium structure,  
blown glass diffuser

## COLOURS

Crystal glass with white gradient

## DIMENSIONS

ø210mm x 420mm  
rose ø190mm

## TOTAL POWER

Gople RWB:

- 21W (RWB direct emission)
- 39W (3000K white indirect emission)

## DELIVERED LUMINOUS FLUX

Gople RWB:

- 1100lm (RWB direct emission)
- 2250lm (3000K white indirect emission)

## CCT

3000K



## ↳ Feeding Human

💡 Human physiological perception



## ↳ Feeding Nature

🌿 Vegetable light simulation







# GOPLE

## ↪ Big

The Gople family is enriched with new versions even in a smaller size. After the success of the suspension Gople becomes a table and a floor lamp, while Gople mini will be presented in the suspension, table and wall versions. The quality of glass diffuser is the same in all versions.

The basic form of the Gople Lamp enhances the beauty of glass, hand-processed according to an ancient Venetian technique that gradually turns white glass into crystal glass by combining both upon blowing, thus making each piece unique. More innovative finishes are added, including silver or copper vacuum metallization.

Silver, bronze, copper and blue finishes are made with an innovative and sustainable metal vacuum deposition process.

From the point of view of environmental-friendliness, “sputtering” is the absolutely cleanest coating technology for the type of metal used and because all emissions are abated, in particular those into the atmosphere of sulphuric acid and cyanides produced by galvanic processes.

Solid paint with up to 5% of solvents (compared to 75% of traditional products) is employed for the successive protective clearcoat phase.

The process generates very little waste and the resulting finish is particularly resistant over time. In any of these cases, glass finishing is designed to ensure the best relation with the emitted light, screening the source and maximizing direct emission through transparency. The most basic version with the traditional E27 or E14 joint is designed to provide different performance levels compared to the more innovative RWB version, where colours can be combined with each other to create lightscapes that meet space requirements. It is a timeless solution for its flexibility in adjusting to the development of standard source technologies.











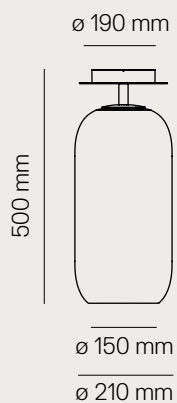




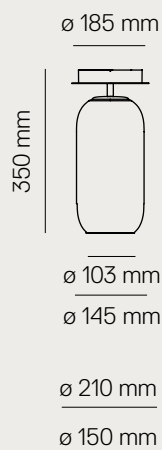


# GOPLÉ

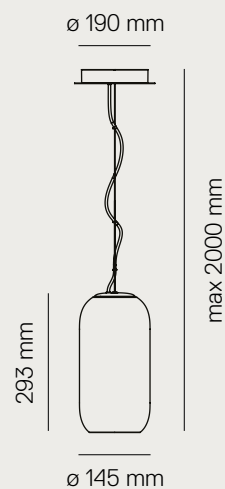
Gople Ceiling



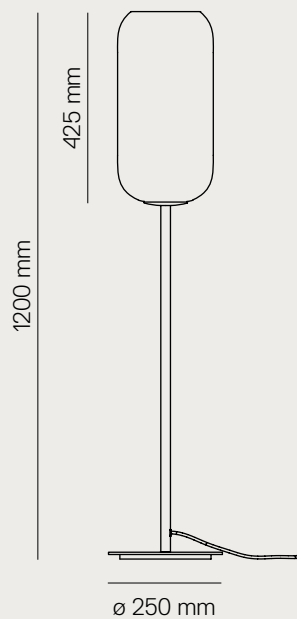
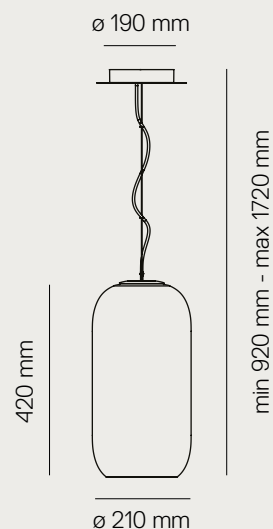
Gople Mini Ceiling



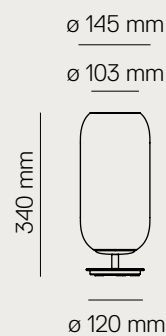
Gople Mini Suspension



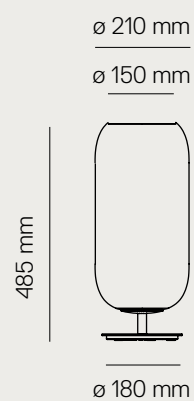
Gople Suspension



Gople Floor



Gople Mini Table



Gople Table

## MATERIALS

Aluminium structure, blown glass diffuser

## COLOURS

Crystal glass with white gradient, silver /  
copper / sapphire blue / bronze metallization

## DIMENSIONS

Gople Ceiling:

→ ø210mm x 500mm  
rose ø190mm

Gople Mini Ceiling:

→ ø145mm x 350mm  
rose ø185mm

Gople Floor:

→ base ø250mm x h 1200mm  
diffuser ø210mm x 425mm

Gople Mini Suspension:

→ ø145mm x max 2000mm  
diffuser ø145mm x 293mm  
rose ø190mm

Gople Mini Table:

→ ø145mm x 340mm  
base ø120mm

Gople Suspension:

→ ø210mm x max 1720mm  
diffuser ø210mm x 420mm  
rose ø190mm

Gople Table:

→ ø210mm x 485mm  
base ø180mm

## TOTAL POWER

Gople E27

→ 1x 150W Halo or 1x 21W LED (E27)

Gople Mini E14

→ 1x 6W LED DIM (E14)





# NH

↪ Neri & Hu

Nh continues the study on the dynamic interaction of expertise, details, materials, form, and light that Neri&Hu are developing with Artemide.

nh1217 in the table version is designed as a simple, versatile, practical appliance that can be laid or suspended.

A white blown glass sphere slides along a brushed brass ring, which allows it to take different positions and to freely adjust and direct the diffuser. The frame becomes a support, a hook to hang the appliance to the wall, or a handle promoting an interaction with light.

Starting from this first element Neri & Hu develop a series of structures to bring light into space. After the wall version and the two suspensions with linear support elements presented in 2018, the family expands with more complex structures that accommodate spheres of different sizes. The glass sphere with hook is declined in three diameters (14, 22.35 cm).

The new structures draw curved geometries and create a graphic balance of elements on which the luminous spheres are free to move and bring the light to different positions.

The selected materials represent a perfect combination of tradition and innovation, as well as the expression of responsible and sustainable design, also conveyed by the use of a lowconsumption retrofit LED source.

Like all the projects designed by Neri&Hu, nh offers a reinterpretation of the Oriental culture and tradition with a constant contemporary approach.

nh is operated intuitively as a reference to the use of lanterns, and allows freedom in creating countless lightscapes. It is an essential, versatile element, suited to illuminate a variety of contexts in a simple and poetic manner.

With surprising lightness and elementary movements nh creates a landscape of elements generating – either individually or combined with each other – a non-static balanced composition characterized by elegant colour and material matching.



nh S4 22, detail



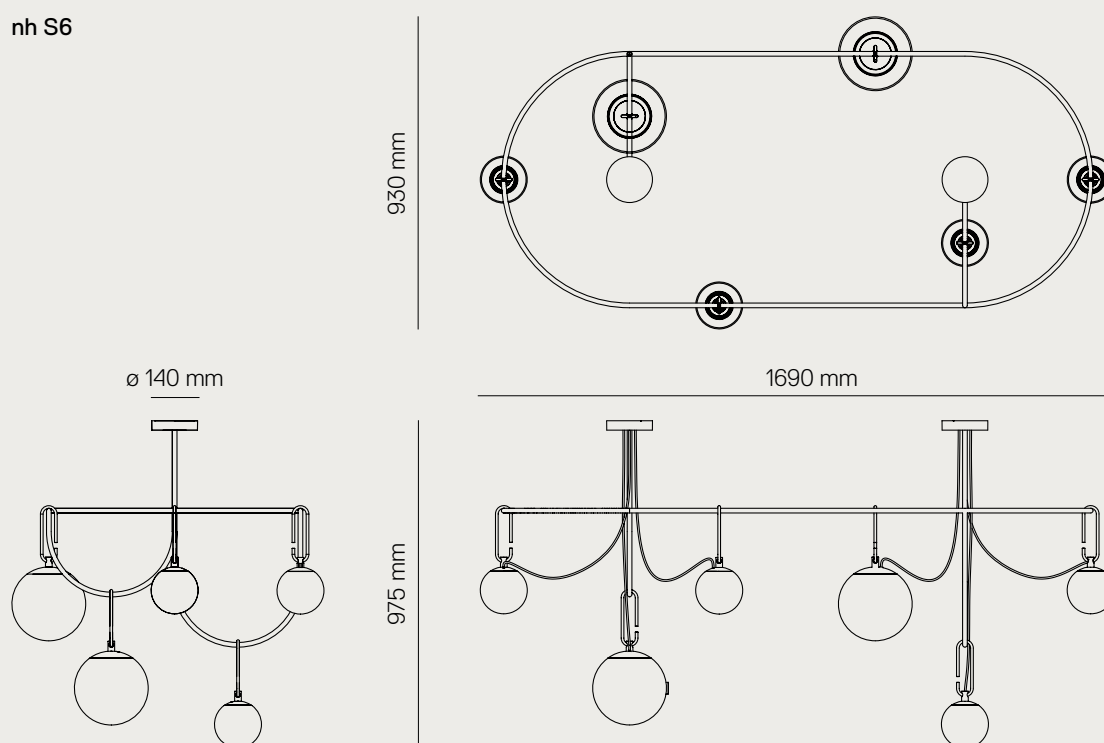
nh S6



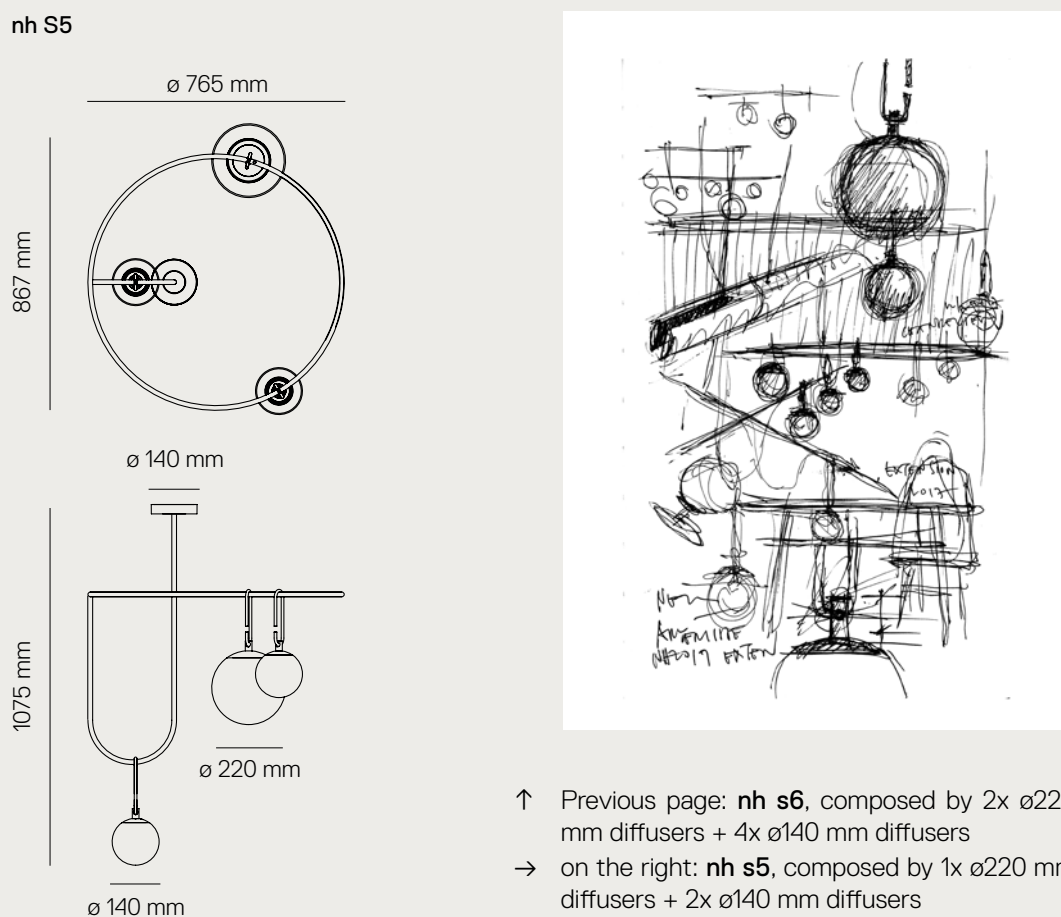


# NH

nh S6



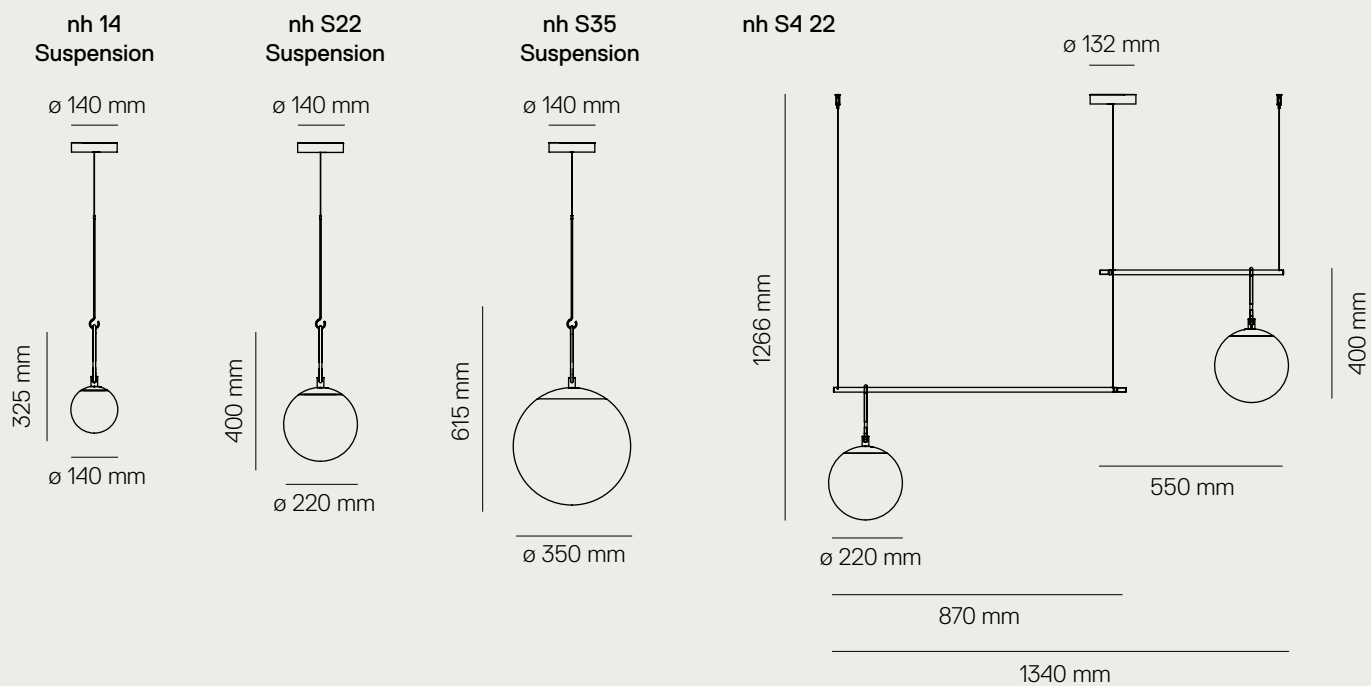
nh S5



- ↑ Previous page: **nh s6**, composed by 2x ø220 mm diffusers + 4x ø140 mm diffusers
- on the right: **nh s5**, composed by 1x ø220 mm diffusers + 2x ø140 mm diffusers



nh S5



nh S4 22

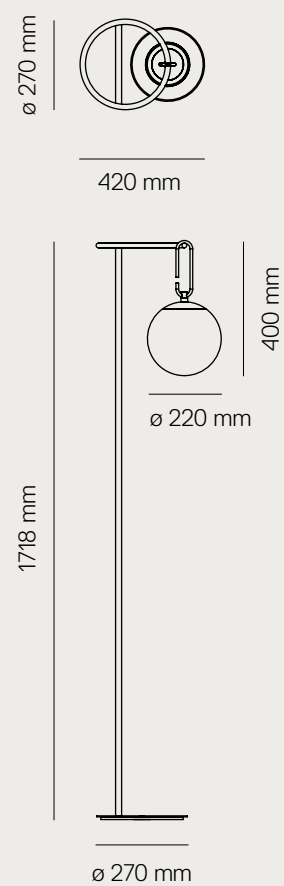




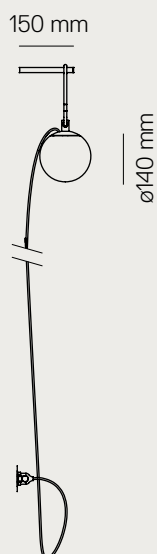
nh 22 S



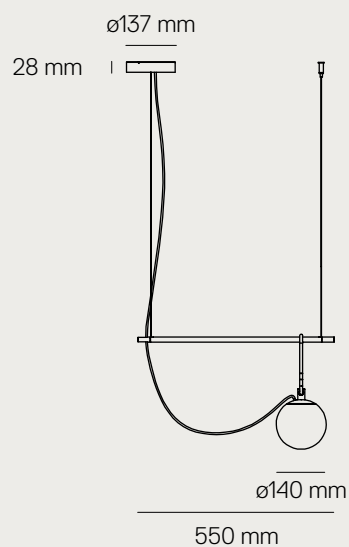
nh 22 floor



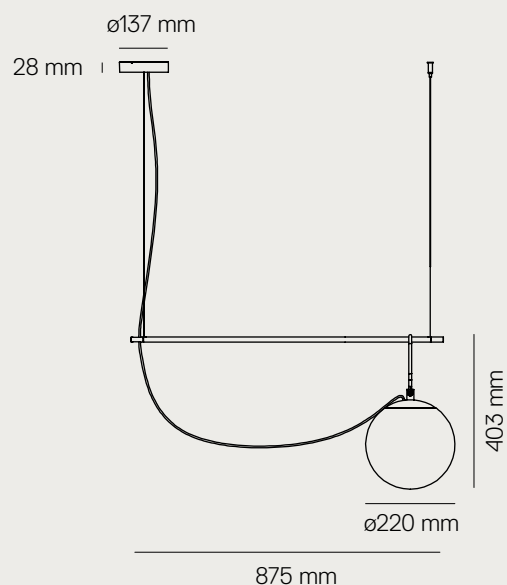
nh wall



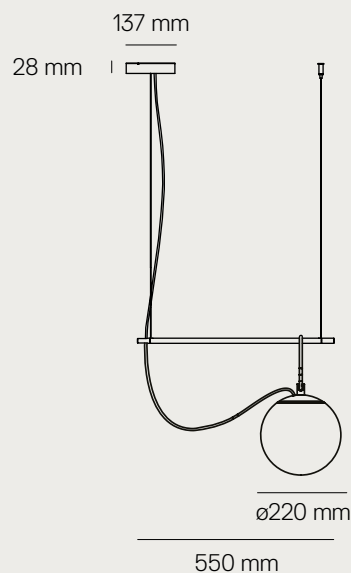
nh S1 14



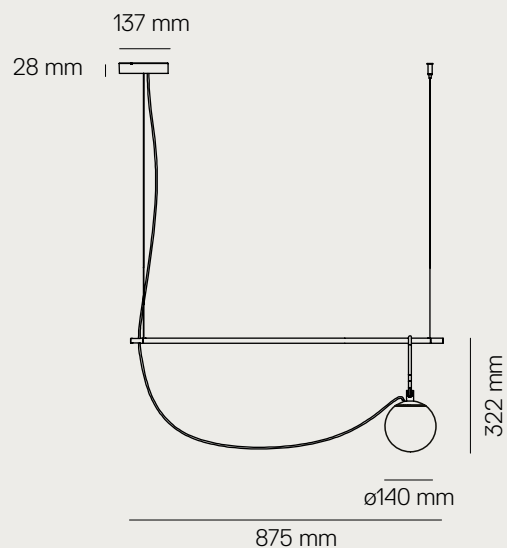
nh S2 22



nh S1 22



nh S2 14



## MATERIALS

Blown glass diffuser, brass structure,  
black textile cable, painted iron sticks

## COLOURS

Opal white glass, brushed natural brass, black  
painted sticks

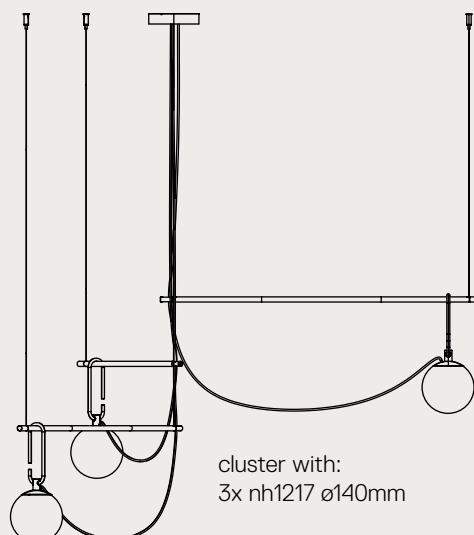
## DIMENSIONS

see sample drawings in the current and previous  
pages

## TOTAL POWER

nh ø140: max 5W LED (E14)  
nh ø220: max 15W LED (E27)  
nh ø350: max 20W LED (E27)

nh S3 14



2018 nh becomes a family of elements: starting from the table version Neri & Hu design two suspensions and one wall lamp.

The most basic version features a clamp for wall fixing.

In the suspension version, a light metal rod is hung horizontally and supports the brass ring that holds the sphere.

The base element of nh thus moves freely in space, the luminous sphere is free to slide and take light to different positions.

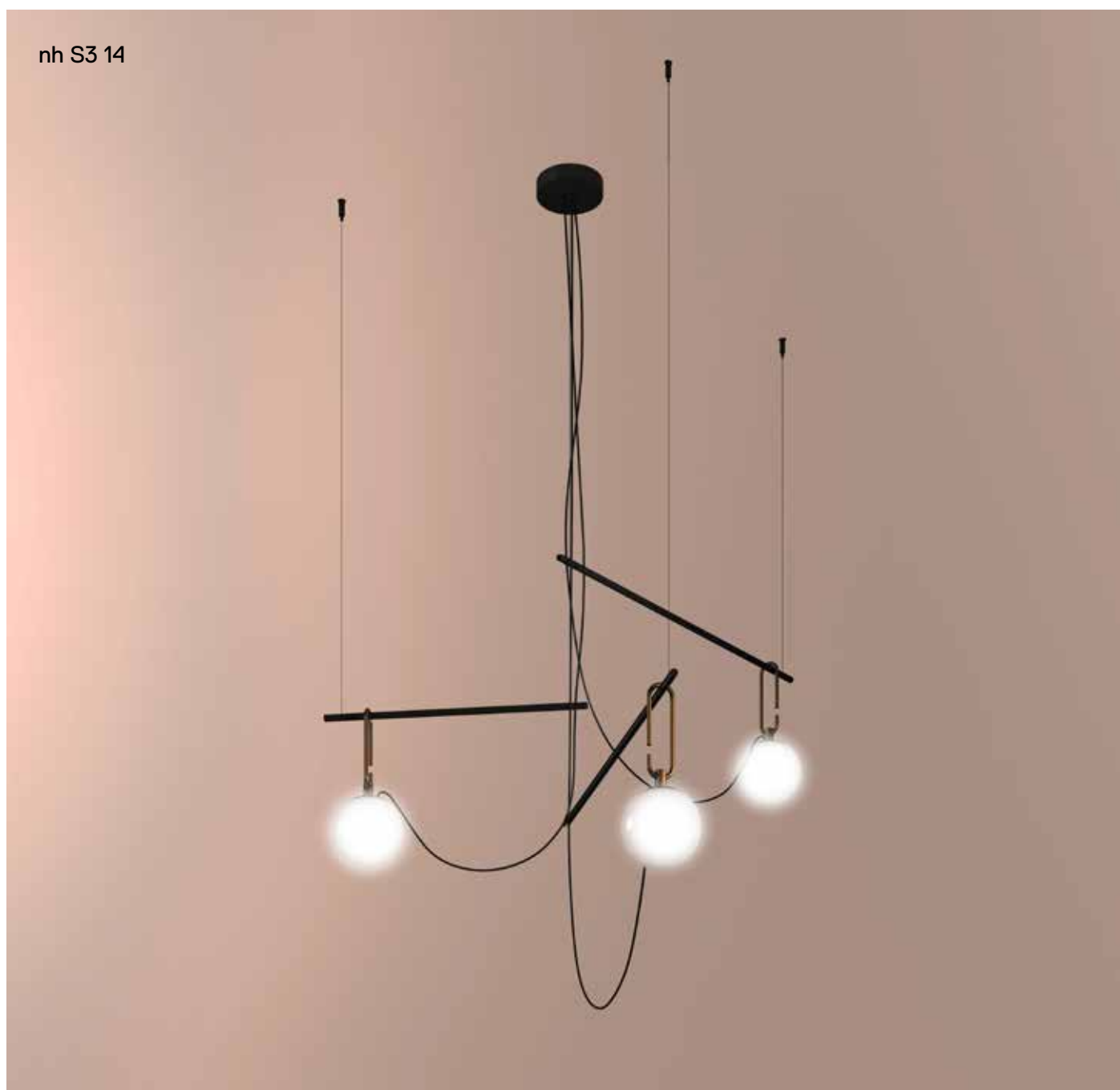
This structure is then repeated on three levels in a cluster element that also introduces the possibility to change the angles generated between the rods: one of the suspension cables is shared by the three rods, whereas the other can be set freely in space to define the overall geometry.



nh wall



nh S2 14



nh S3 14





# ARRIVAL

↳ Palomba & Serafini



ARTEMIDE  
APP

Arrival is a complete lamp family with dynamic, flowing shapes that sculpt light with delicate, graphic lines.

Branching out from a central joint, common to all the different versions, each model has three arms that form a soft, organic geometric shape through a profile that is both light and structure. Each element has a section that leaves the aluminium profile visible from the outside while generating a light-diffusing surface inside.

The resulting elements blend into spaces with a presence that is discreet yet distinctive thanks to the shape and quality of the softly diffused light.

These are elegant lighting tools, perfect for use in multiple series or for combining the different versions together depending on the requirements of the installation spaces.





# ARRIVAL

## MATERIALS

aluminium base, die-cast and calendered  
aluminium rods, die-cast aluminium joints,  
silicone diffuser

## COLOURS

brushed and painted brass

## DIMENSIONS

Arrival table:

→ base ø250mm x h 670mm

Arrival floor:

→ base ø300mm x h 1895mm

Arrival 70 ceiling:

→ 300mm x 310 mm x h 690mm

Arrival 130 ceiling:

→ 365mm x 370mm x h 1300 mm

## TOTAL POWER

Arrival table:

→ 14.5W

Arrival floor:

→ 61W

Arrival 70 ceiling:

→ 20W

Arrival 130 ceiling:

→ 40W

## DELIVERED LUMINOUS FLUX

Arrival table:

→ 660lm

Arrival floor:

→ 2800lm

Arrival 70 ceiling:

→ 924lm

Arrival 130 ceiling:

→ 1869lm

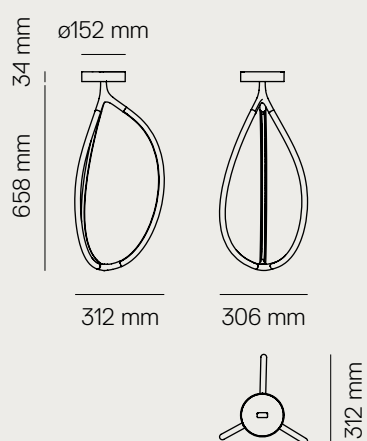
## CCT

3000K

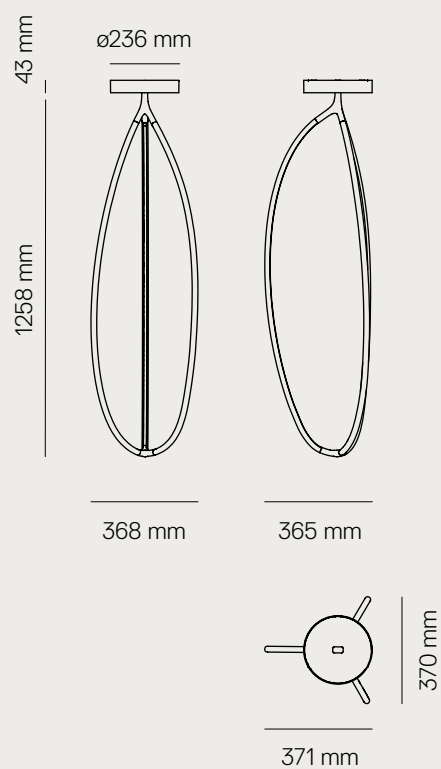
## CRI

90

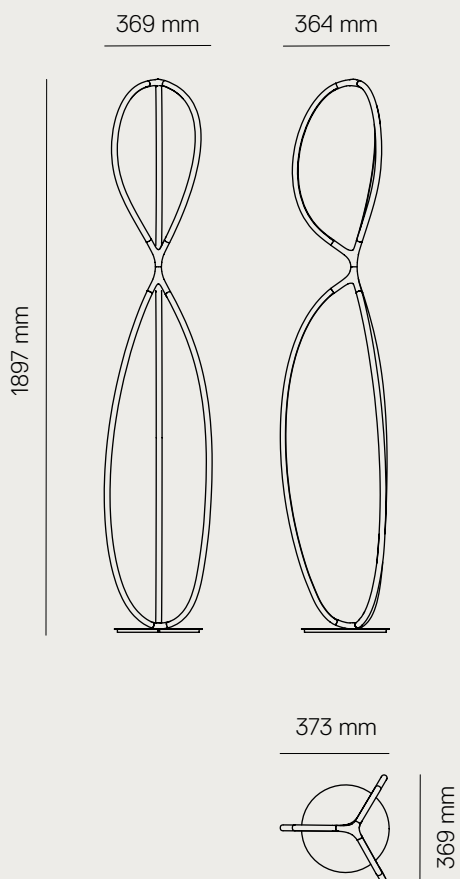
### Arrival 70 ceiling



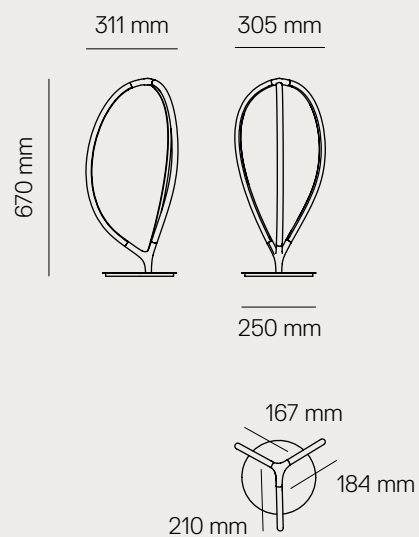
### Arrival 130 ceiling



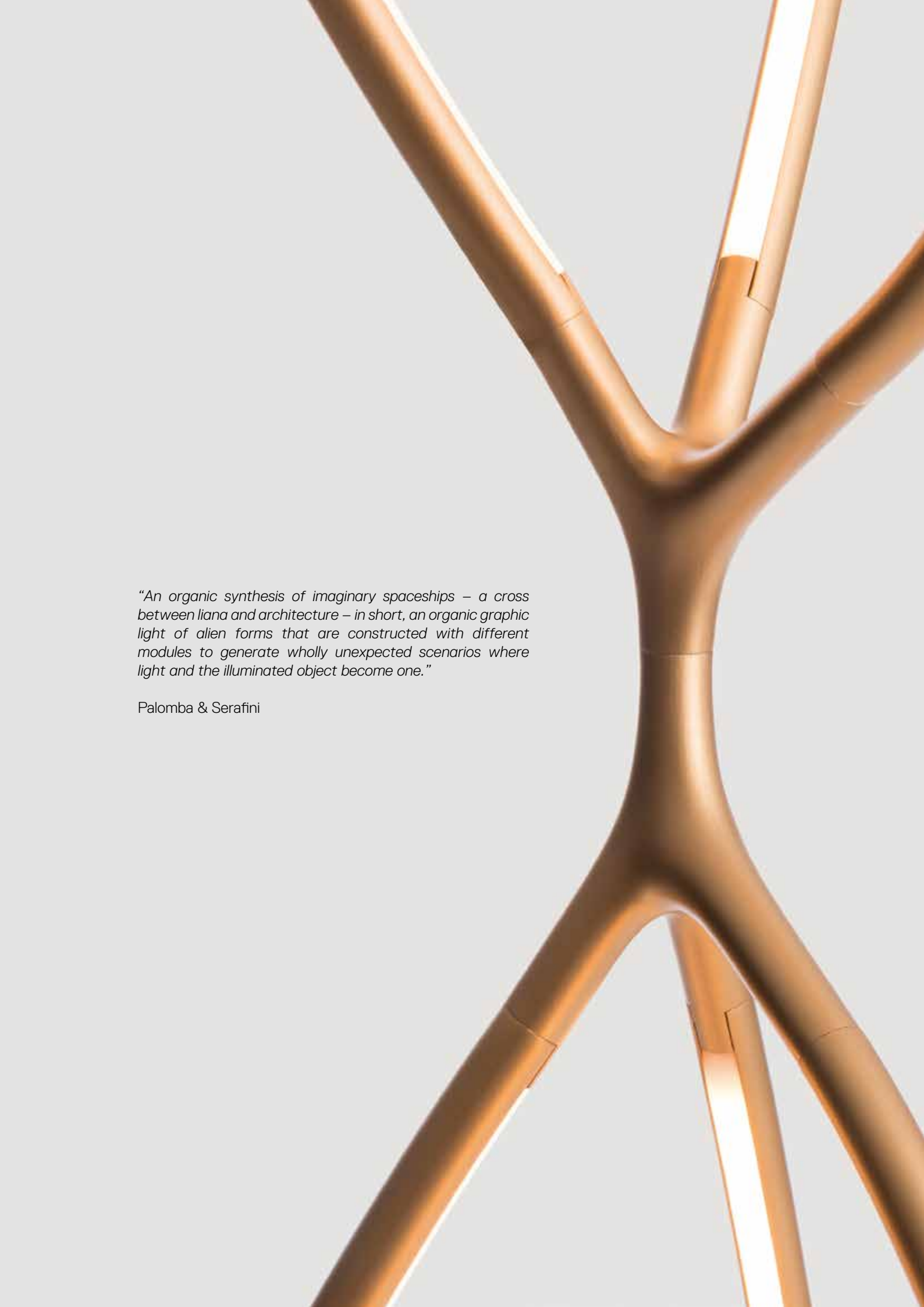
### Arrival floor



### Arrival table







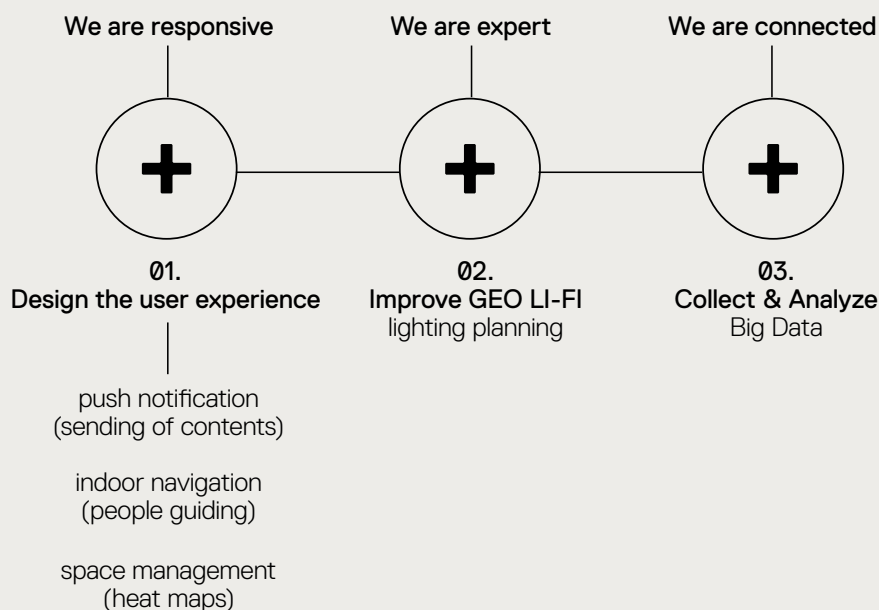
*"An organic synthesis of imaginary spaceships – a cross between liana and architecture – in short, an organic graphic light of alien forms that are constructed with different modules to generate wholly unexpected scenarios where light and the illuminated object become one."*

Palomba & Serafini

# Geo Li-Fi

**Artemide designs a tailormade experience through perfect light and Geo Li-Fi application**

Reinventing end-user experience through intelligent applications /  
Tracking position with high precision / Delivering simple messages, images or videos /  
Sharing information and activating connections / It transforms simple information in added value services for space user / It creates tools for space manager







NODE 1  
WOMAN END-USER:  
SENDING TARGETED CONTENTS

NODE 2  
MAN END-USER:  
SENDING TARGETED  
CONTENTS

- High quality light performance + data information
- It works with visible light on smart lighting products
- Monodirectional data transmission
- Signal received by Geo Li-Fi App through smart devices camera
- Integration with intelligent network

# GEO LI-FI

Artemide continues its studies on the Li-Fi technology and introduces multi-level solutions characterized by possible application fields, data transfer performance, and interaction with devices and applications.

One possible use of this technology concerns Geo Li-Fi. Data is transmitted by the lamp through visible light, which is modulated according to the 0-1 binary signal, at the basis of all digital electronic communication. While the frequency of these light impulses cannot be perceived by the human eye, it generates a signal that the camera of any smartphone can receive. Communication travels one way (from the lighting appliance to the device) and the bit rate is limited. This means that the transmitted information should be “light” and therefore simple. It can be static contents, such as a message or an image, as well dynamic ones, such as a video. The Geo Li-Fi App, especially designed by Artemide, processes and transforms the contents received through light into useful information, services, or interactions and can refer to external links, thus acting as a bridge towards more in-depth analyses.

Compared to such technologies as the Bluetooth beacons, whose possible applications are similar, Geo Li-Fi ensures much greater precision in tracking the position – within a few centimetres, rather than one metre. This allows very accurate and punctual localization of the position of the signal receiver.

Geo Li-Fi is well suited for application in museums, where the beam illuminating the art works can convey information to visitors, as well as in retail or public places, where it can guide visitors and provide useful services.

Today Artemide can design the perfect light for each space, as well as suggest innovative applications of the Geo Li-Fi technology, capable to adjust to the specific requirements of each environment.


This is why Artemide offers a package of skills and possible applications for featuring in the projects developed for the lighting sector. The proposed Geo Li-Fi technology is not so much a product-specific standard solution, as an open platform for the creation of new services, capable to evolve and integrate into multiple products and systems within the collection to combine the perfect lighting solution with an innovative interpretation of interaction and service.

This technology requires a functional project, very similar to the one that is usually designed to define the appropriate lighting of a given space. The conveyed information can only be perceived within the emission cone, and this calls for a specific project on where and what needs to be communicated through Geo Li-Fi.

This can include contents connected with the illuminated object, or information to drive people through space.

The Geo Li-Fi technology can be used to provide information, as well as to collect data: it allows to create heat maps that recognize people in space, track their positions, record motion times, and generate useful information on space use. It therefore works as a service for space users and as a tool for space operators.





NODE 1  
GENERAL END-USER:  
SENDING TARGETED CONTENTS  
ABOUT A SPECIFIC FIELD

DISCOVER MORE  
ABOUT  
THE COLLECTION

*"Light makes the invisible visible, but it is also able to carry data and information.  
Objects will themselves be able to process and transmit data through the energy of light."*

CARLOTTA DE BEVILACQUA

# MAPPA MUNDI



↳ Carlotta  
de Bevilacqua

## 01 Endorsing a layering of our multiple know-how

Mappa Mundi is an infrastructure that accommodates environmental qualities, built using products already featured in the Artemide collection, putting them together in a new way and combining them with innovative services and intelligence.

It synthesizes the control of light, sound, interaction and parametric measurement of the environment. It generates layers of performance, calibrated to suit the activities that take place in the space concerned.

It is a project that houses services in elements that integrate with the structure of A.39: modules that are recessed in the profile or arms that can be added to enhance the functionality and quality of the space.

### ALONE TOGETHER

Silent Field joins with Mappa Mundi to create acoustic and light control islands. The sound absorbing panel can be installed both horizontally and vertically and can even be used to divide spaces. When used vertically, a double sound-absorbing surface can be activated or a mirror side added to relate to the environment around it.

The acoustic islands can also be completed with motion sensors and an air quality control module.

### INTERACTIVE EXPERIENCE

The Mappa Mundi infrastructure also houses a functional interactive experience island with speakers for use with Alexa or Google Home voice control, communicating with the Artemide lighting, security camera and projector management app.

It is compatible with all devices (computer, mobile phone, tablet), becoming a useful tool for work and communication. Mappa Mundi can be completed with a mirror-back projection panel to make it functional in any space.

→ Patent Pending



## 02 Performances playground to enhance spatial environmental qualities

### INTEGRATED UTILITIES & SERVICES

#### LIGHT CONTROL

→ Direct lighting performances  
with possible indirect emission available



Diffused



Controlled  
Emission



Sharping



Spot-Light

#### PARAMETRIC MEASURING

→ Environmental quality



Daylight  
sensor



Humidity  
detector



Temperature  
detector



Air quality  
detector

#### INTERACTIVE EXPERIENCE

→ Human presence  
→ Signage  
→ Communication & Control



Motion  
sensor



CCTV



Speaker BLL



Mini  
Projector



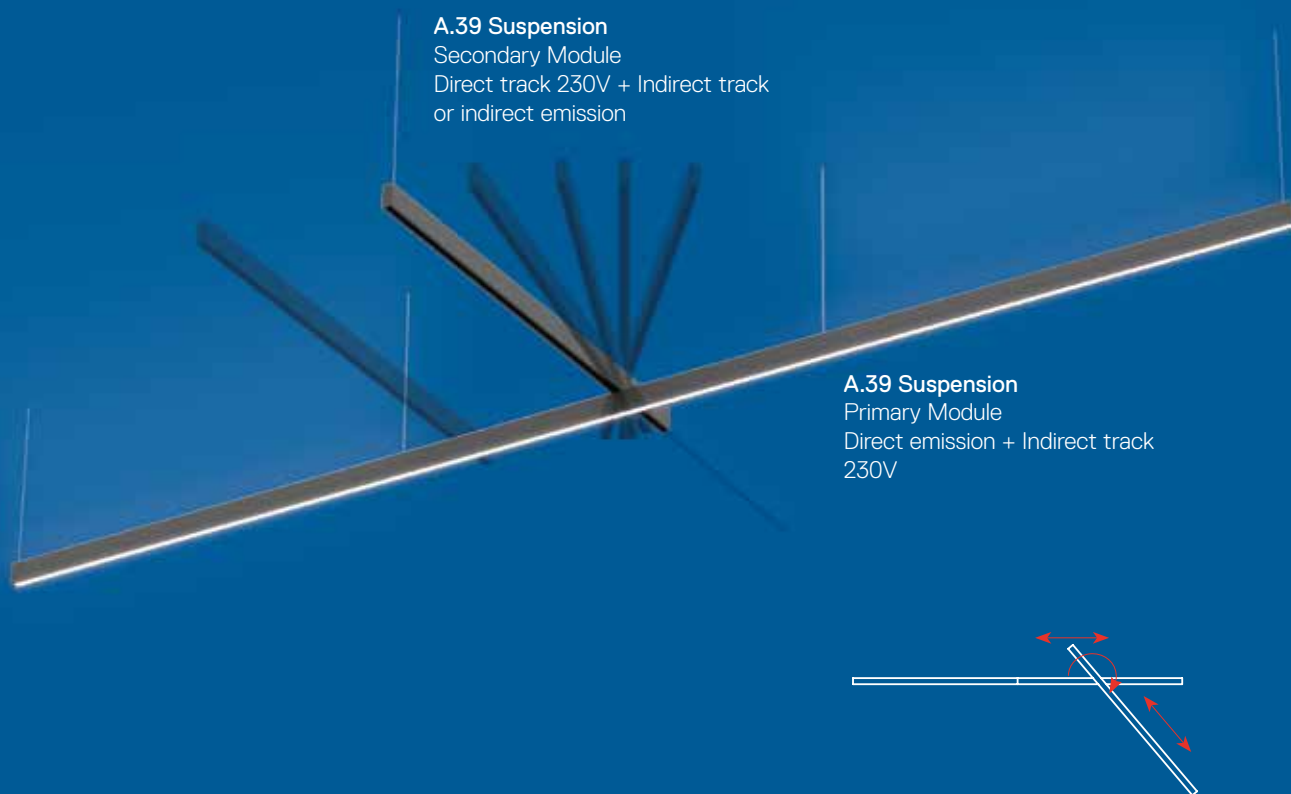
Signage

#### ACOUSTIC ISLANDS

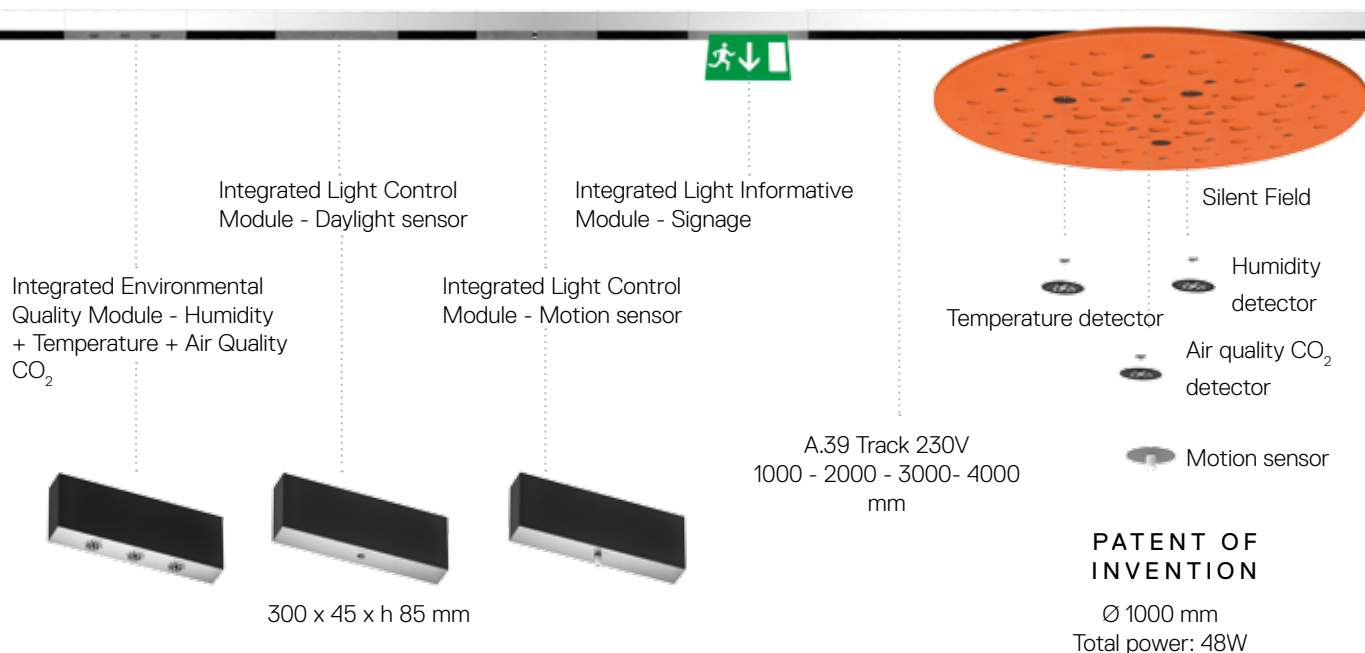
→ Human presence



Daylight  
sensor



## 03 Engineered for balance thanks to mechanical and electrical connections





## PARAMETRIC

## INTERACTIVE → COMMUNICATION & CONTROL



Silent Field Vertical  
Acoustic/Acoustic

Silent Field Vertical  
Acoustic/Mirror

Ø 1000 mm



Communication & Control Island  
CCTV + Speaker BLL + Mini  
Projector

Ø 400 mm



Projection panel

1500 x 860 mm

### COLOURS SILENT FIELD

- White
- Black
- Orange

### COLOURS A.39

- White
- Black
- Silver

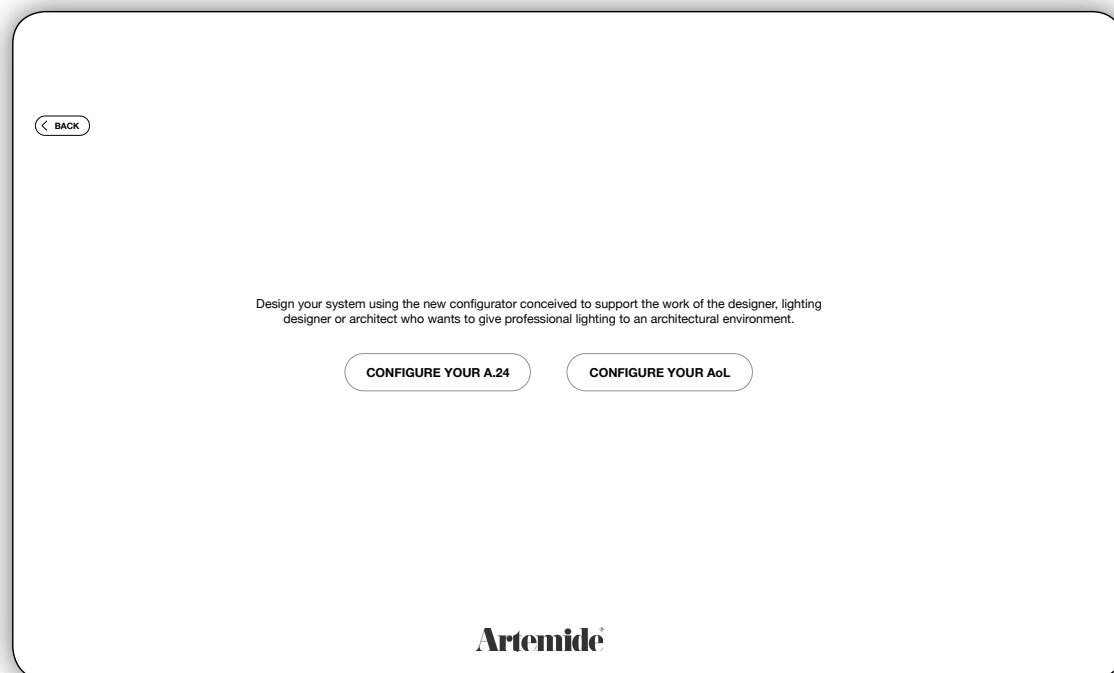


# CONFIGURATORS

↳ A.24

↳ Alphabet of Light

Artemide provides tools to support the end customer and especially the lighting professionals in choosing the best lighting solution. For an intuitive composition of the most complex systems, Artemide offers innovative and complete configurators on its website. A.24 and Alphabet of Light System Configurator are useful tools to simplify the design of your composition. After defining the layout of the space, the desired system can be created by reconstructing it with a practical drag and drop of the various modules available. Once the project is completed, the system returns a complete datasheet with all the details to proceed with the order.



→ [artemide.com/en/configurator](https://artemide.com/en/configurator)



Before you start define the space where you are going to compose your system.

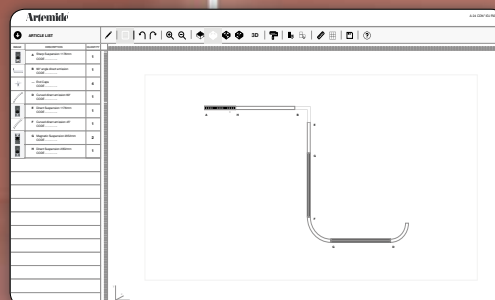
How high is your room?

How wide is your room?

How deep is your room?

[NEXT STEP](#)

**Artemide**



Your configuration is ready.  
Below is complete list of the products you have used:

[BACK](#)

**APPROX. LIST**

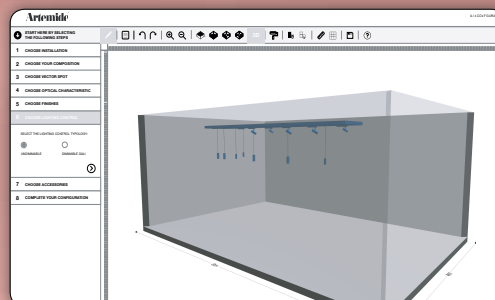
ITEM	DESCRIPTION	QUANTITY	UNIT	PRICE	TOTAL
1	Track lighting system	1	1	1	1
2	Track lighting system	1	1	1	1
3	Track lighting system	1	1	1	1
4	Track lighting system	1	1	1	1
5	Track lighting system	1	1	1	1
6	Track lighting system	1	1	1	1
7	Track lighting system	1	1	1	1
8	Track lighting system	1	1	1	1
9	Track lighting system	1	1	1	1
10	Track lighting system	1	1	1	1
11	Track lighting system	1	1	1	1
12	Track lighting system	1	1	1	1
13	Track lighting system	1	1	1	1
14	Track lighting system	1	1	1	1
15	Track lighting system	1	1	1	1
16	Track lighting system	1	1	1	1
17	Track lighting system	1	1	1	1
18	Track lighting system	1	1	1	1
19	Track lighting system	1	1	1	1
20	Track lighting system	1	1	1	1

**TOTAL CONFIGURATION** 20 items 2000 cm 100 W 100 kg

[GO TO](#) [Download PDF](#) [Download CSV](#) [Print & Share](#)

Save your configuration in order to be able to modify it later according to your needs. You can also download the pdf file with the complete list of components used in your final configuration and get in touch with one of our sales representatives to receive a preliminary quotation.

**Artemide**



# IRUPÈ

↳ Fratelli Campana



ARTEMIDE  
APP

Irupè is a suspension and a floor lamp that interacts with the surrounding environment.

The delicate texture that incorporates the ribbing of the Victoria Amazonica leaf becomes the element that extracts the light, generating a diffused emission.

Production technology delivering optical competence. Perfect light control makes possible a magical and surprising effect that softly and comfortably diffuses light into the environment.

Perfect for any space, thanks to IP65 protection which makes it suitable for indoor or outdoor use.

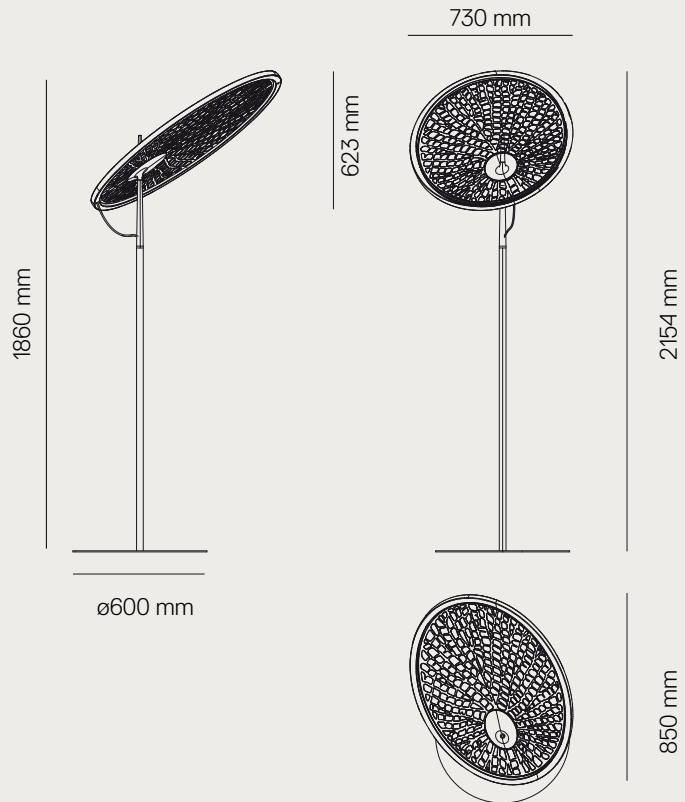
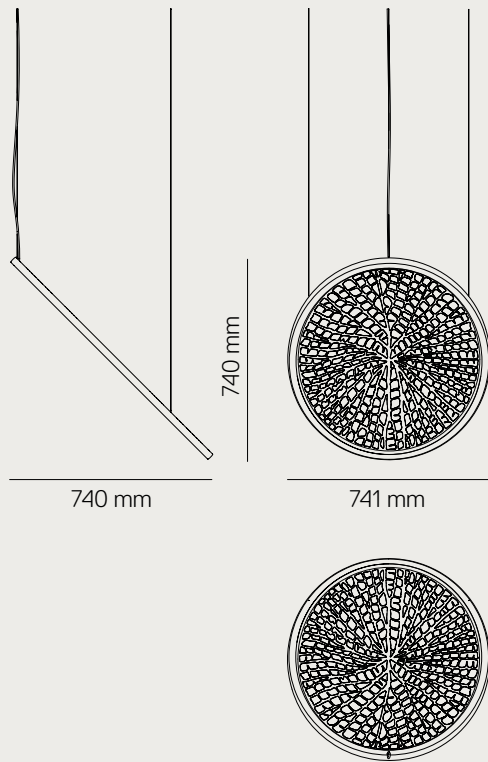








# IRUPÈ



**IP67**

## **MATERIALS**

Aluminium structure,  
technopolymeric diffuser

## **COLOURS**

transparent engraved diffuser,  
white or rust painted structure

## **DIMENSIONS**

Irupè Suspension:

→  $\varnothing 740$ mm x 1025mm x 26mm

Irupè Floor:

→ base  $\varnothing 600$ mm

→ 730mm x 850mm x h 2154mm

## **TOTAL POWER**

46W

## **DELIVERED LUMINOUS FLUX**

2300lm

## **CCT**

3000K

## **CRI**

90



*"Inspired by the powerful and lush of Victoria Amazonica, one of the biggest water plants in the world and originated from the Amazon river, we created the Irupé lamp with the idea of bringing a spotlight for the preservation of nature.*

*As the light, for us, is the metaphor of spirituality, nothing better than a lamp displaying nature's details to stimulate reflections on very current issues such as climate change and devastation of forests."*

Campana Brothers

# HUB NET

↪ Sonia Calzoni



ARTEMIDE  
APP

*"A spatial structure that interacts with the external or internal environment in which it can be inserted, constituting a luminous filter and at the same time an element that separates, organizes, and hosts plant elements. It places in mutable dialogue the parts that it frames or that it only partially reveals.*

*The three-dimensional vertical elements are connected by light and punctual horizontal lines. It is a thoughtful result of our most recent research in the field of Architecture."*

Sonia Calzoni

Hub Net is light, but above all it is a spatial element, a principle of interaction with light, shadow and vision born from architecture.

Hub Net, in fact, takes up the structure of the covered path designed for the new centre of the Comunità Nuova-Don Gino Rigoldi, an architectural filter capable of connecting with the surrounding environment in a permeable and osmotic visual relationship.

In Hub Net, a rectangular head and a specular rectangular base are joined by rods and by a pattern of volumes that create a rhythm capable of interacting with light. The light emitted by the head opens into the space, reflecting on the vertical elements. These are staggered on several levels, so as to support the volumes and generate shadows, creating a slight pattern of projections in space. Hub Net interacts with the natural light, it becomes a spatial division that only reveals part of what is beyond its volume but breaks the rhythm of the spaces. It becomes a scenery that unites rather than separate.

Initially developed for outdoor environments, it is a perfectly functional element even for interiors. It creates graphic games of shadow and light that characterize and give life to the environment.





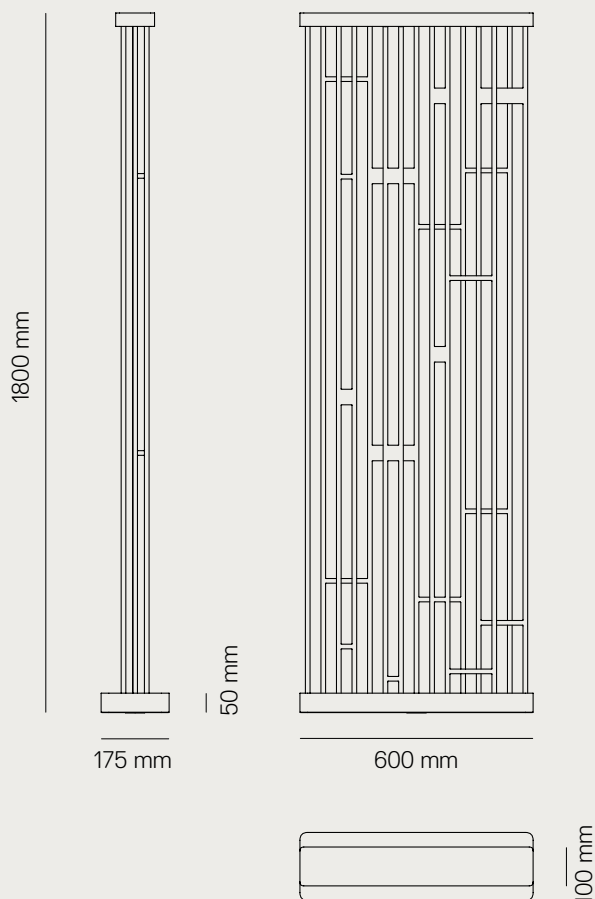




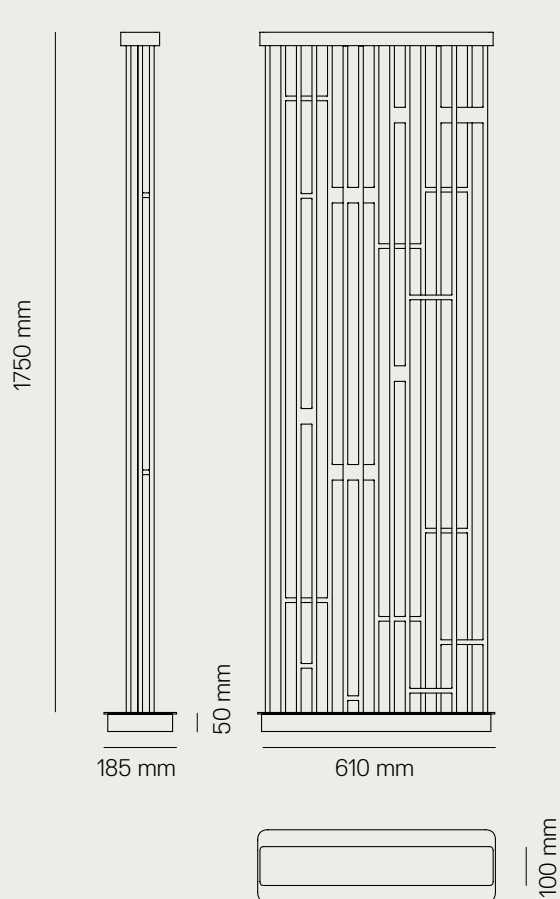


# HUB NET

Hub Net floor



Hub Net recessed floor



**IP67**

## MATERIALS

Aluminium structure

## COLOURS

Natural aluminium, light bronze

## DIMENSIONS

The Hub floor:

→ 600mm x 175mm base x h 1800mm

The Hub recessed floor:

→ 600mm x 175mm base x h 1750mm

## TOTAL POWER

28W

## DELIVERED LUMINOUS FLUX

1800lm

## CCT

3000K

## CRI

80



→ The Hub, Sonia Calzoni, Milan, Italy  
Photo by Giovanni Chiaramonte

# COHERENCE

↳ Carlotta  
de Bevilacqua



ARTEMIDE  
APP

Projector for indoor or outdoor use with innovative patented optical system that controls a 4° opening light beam with precise cut-off net that guarantees excellent performance.



→ Patent Pending



up to 30 meters

- ↪ 30.000 cd on axis
- ↪ Sharp Cut-Off
- ↪ Imaging Optic 2°
- ↪ IP65 (IN/OUT)

IP65

#### MATERIALS

PMMA

#### COLOURS

Transparent, black

#### DIMENSIONS

ø45mm x 150mm

#### TOTAL POWER

7W

CCT

3000K

CRI

95



# ANTARKTIKÓS



↳ Carlotta  
de Bevilacqua

An innovative patented optical system creates a blade of light from a single LED source that opens to draw a 360° light profile. The perfect tool for architectural lighting which efficiently underlines the profiles of openings and niches. To generate a perceptual sign which brings together spaces and identifies geometries for a human-friendly experience.



3000K



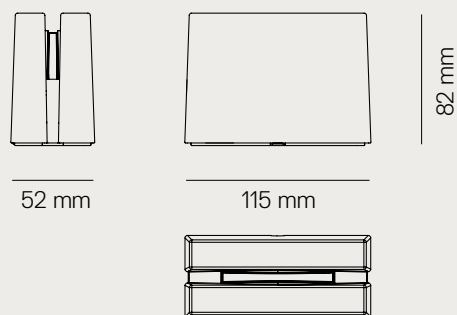
RGB



→ Patent Pending



# ANTARKTIKÓS



**IP65**

## **MATERIALS**

Aluminium structure

## **COLOURS**

Grey (RAL 9002)

## **DIMENSIONS**

52mm x 115mm x 82mm

## **TOTAL POWER**

White emission:

→ 3,1W

RGB emission:

→ 3,3W

## **DELIVERED LUMINOUS FLUX**

White emission:

→ 25lm (3000K, CRI 90)

RGB emission:

→ 16lm



# "O"



## Elemental



ARTEMIDE  
APP

Alejandro Aravena, Gonzalo Arteaga,  
Juan Cerda, Victor Oddó, Diego Torres

*"Our project for Artemide is an attempt to reconcile the needs of the natural and the urban environment. Our strategy is twofold: on one hand is to design a light for the public space that when not in use can be as imperceptible as possible; light without a lamp. On the other hand is to take advantage of different types of sensors so that light appears just when needed, light only on demand.*

*For "O" we envision a series of discs that interfere as little as possible an existing landscape, but that when activated by people's motion, they illuminate the adjacent space for only a limited amount of time. Darkness and Disappearance will be the contribution of "O" to nature and public spaces."*

Alejandro Aravena, Elemental

"O" is an essential element that, when switched off, frames nature and suggests perspectives, an unobtrusive object in space that does not alter environmental balances.

Its controlled and comfortable light emission can be adjusted with sensors and with the Artemide App to ensure focused operation, thus preventing waste and respecting the circadian cycles of all animal and plant species.

Introduced in 2018 in the ground and suspended outdoor versions, it is a perfect lighting appliance also for indoor use thanks to a cabled option that allows easy relocation. In this case too, the IP protection grade is anyway fit for outdoor use.

Its lightness is not just formal: its thin aluminium profile is an element on its own, which can be moved wherever necessary, allows multiple uses, and creates a pleasant ambiance anywhere with its soft, non-glaring light.

"O" is developed in the original 90-cm diameter version, as well as in a smaller, 45-cm version featuring all the characteristics of the original one.

All the versions come with both a white and a black finish to match all possible spaces.


"O" is thus a comprehensive family of elements creating dynamic lightscapes.









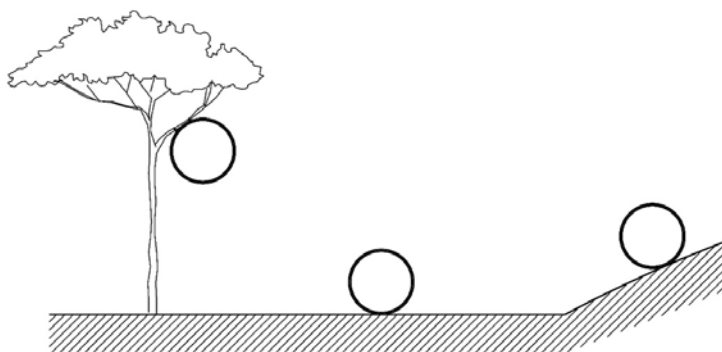


*"The more the planet becomes urban, the more we appreciate the value of natural spaces. The cities with the highest quality of life are those that were visionary enough to keep portions of untouched nature within their foot print and transform them into public spaces. Forest than can become parks, rivers that can become pools, hills that can become viewpoints or beaches that can become promenade measure the capacity of a city to provide the right environment for their citizens.*

*The problem is that the forces that govern nature and modern urban life, even if guided by good will, tend to pull in opposite directions. If we want to access a hill, we erode its slopes with roads. If we want to prevent a river's flooding, we alter its basin's permeability. If we want to illuminate it to make it safe, we invade it with posts and cable.*

*One of the strongest intrusions in the natural order (and yet one of that remains almost unnoticed) is the disappearance of darkness in our cities. In the attempt to make parks safe, we not only invade them with posts and cables. But we alter forever the circadian rhythm that is crucial for the existence of species, both animal and vegetal."*

Alejandro Aravena, Elemental

















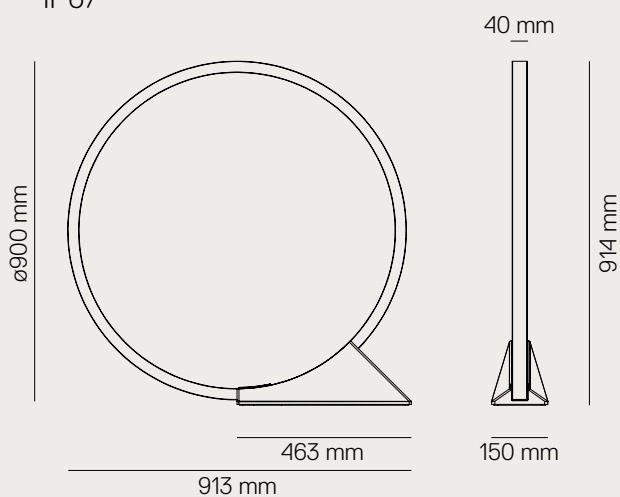




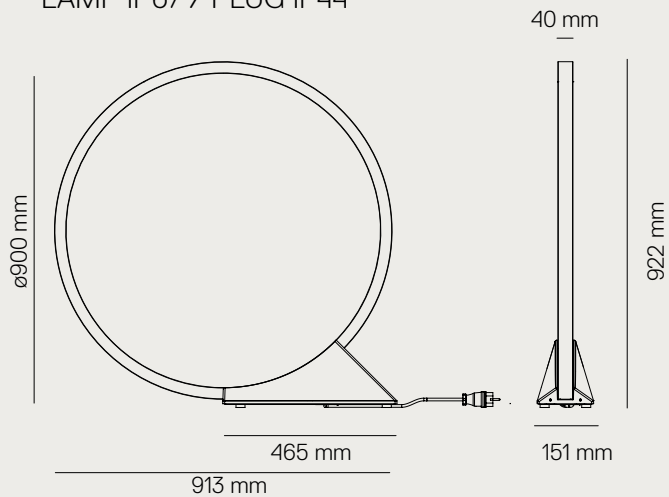


# "O"

**"O" floor**  
IP67



**"O" floor**  
LAMP IP67 / PLUG IP44



## MATERIALS

Extruded and calendered aluminium ring, silicone diffuser, die-cast aluminium base

## COLOURS

Painted black

## DIMENSIONS

Ring ø 900 mm, floor version base 150 mm x 463 mm

## TOTAL POWER

42 W

## DELIVERY LUMINOUS FLUX

1.595 lm

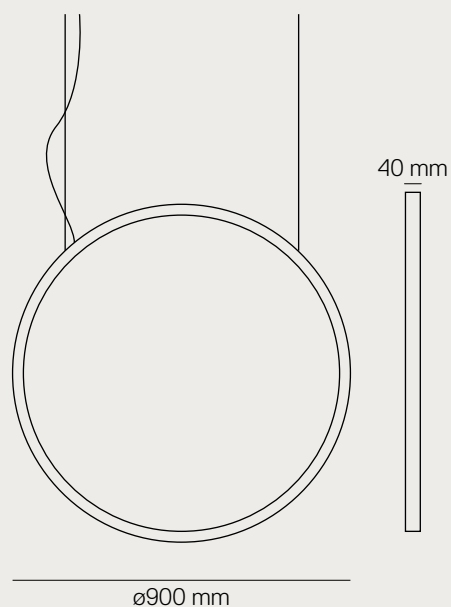
## CCT


3000 K

## CRI

90

**"O" suspension**  
IP67



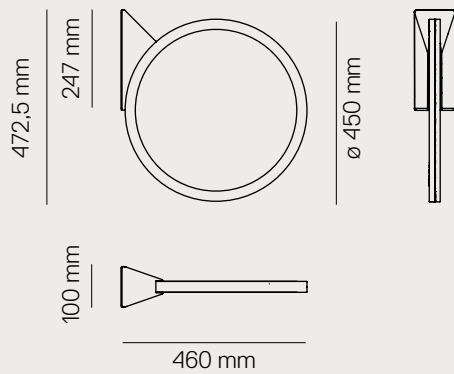


→ Photo by Giovanni Gastel

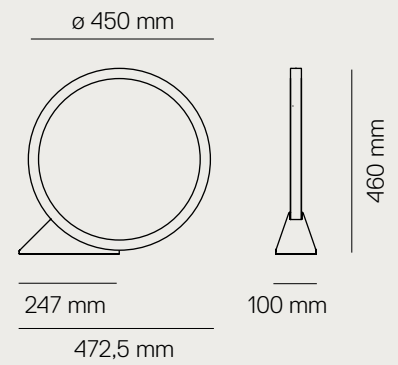
# "O"45

"O" 45 suspension

"O" 45 wall



"O" 45 floor





#### MATERIALS

Extruded and calendered aluminium ring,  
silicone diffuser, die-cast aluminium base

#### COLOURS

Painted black

#### DIMENSIONS

Ring  $\varnothing$  450 mm, floor version base 100 mm x  
247 mm

#### TOTAL POWER

21 W

#### DELIVERY LUMINOUS FLUX


1290 lm

#### CCT

3000 K

#### CRI

90



# ALE\_01

## ↪ Hassell

Robert Backhouse, Matthew Blain,  
Xavier De Kesteller, Federico Venier

ALE\_01 (Adaptive Lighting Experience project\_01) stems from the wealth of experience that HASSELL has in creating some of the world's best workplaces.

Offices are great places for sharing; we design open foyers, break-out areas, meeting rooms, kitchens, encouraging flexibility and fluidity. But how do we also offer people the chance to individualise their experience of the space?

Lighting is a shared commodity, with no way to turn it on or off, divert it or lower it without affecting someone else.

ALE\_01 has grown from this need to personalise lighting in a collaborative environment. Switching from diffused lighting to a dedicated task light whilst reading, the need to turn just one section of the light down in order to relax the eyes, or turn it up without anyone else being disturbed.

ALE\_01 lays the foundations for a new interaction with light, for the well-being of those who work, and for those who do not want to live, constantly, under the same light.





# SHARP WALLWASHER

↳ Carlotta  
de Bevilacqua

The Sharping system has been supplemented with new optical performance levels. A wall washer that accurately directs the beam exactly onto the wall, illuminating it with a uniform height and width.

It is included in the system while incorporating a common modularity that makes it possible to design integrated and flexible light solutions.

(installation distance from the wall 30 cm)

## MATERIALS

aluminium

## COLOURS

aluminium

## DIMENSIONS

164mm x 55mm

## TOTAL POWER

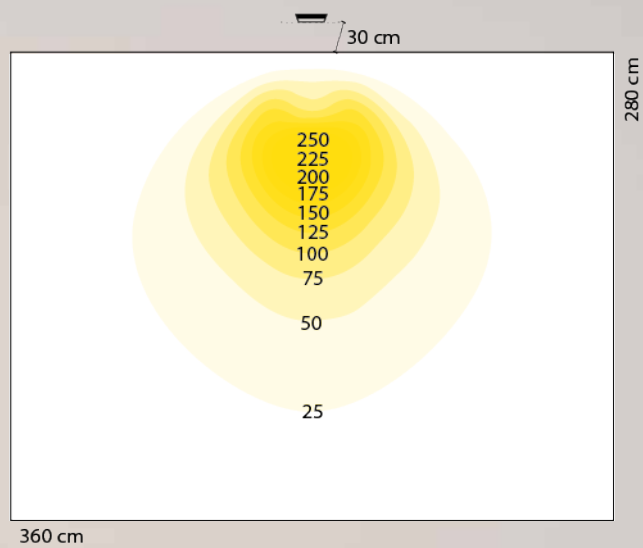
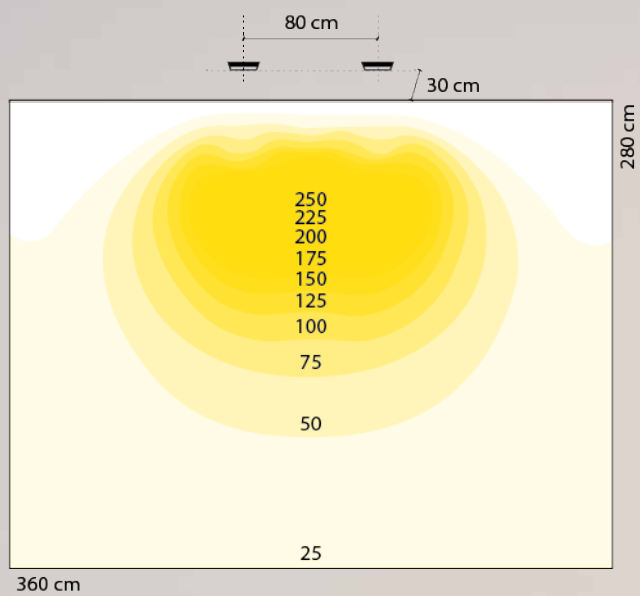
20W

## DELIVERED LUMINOUS FLUX

1120lm

CCT  
3000K

CRI  
90



# WALKING

↳ Carlotta  
de Bevilacqua

Walking is a family of outdoor appliances that design dynamic lighting landscapes with a new and different approach focused on human perception for visual and psychological details.

It can create different luminous landscapes starting from three white or coloured lighting performances, either single or combined within the same element according to a space gradient of structures of different heights.

It defines a new, exciting lighting language, respectful of the surrounding space, which it approaches with deeds that help promote its perception and the discovery of a man-sized experience.


A dynamic discovery of space that is allowed, among other things, by the possible interaction with sensors, the Artemide App, and advanced intelligences.



The diagram illustrates a minimalist interior corner. A horizontal line and a vertical line meet at a right angle. A diagonal line extends from the bottom-left corner. On the left wall, there is a small, rectangular light fixture labeled 'Walking wall'. In the corner, a vertical pole is labeled 'Walking head pole'. This pole has several horizontal bars of varying lengths at different heights. To the right of the pole, there are three more vertical poles of increasing height, each with a horizontal bar at the top. The overall layout suggests a dynamic lighting environment designed for human perception.

Walking wall

Walking head pole







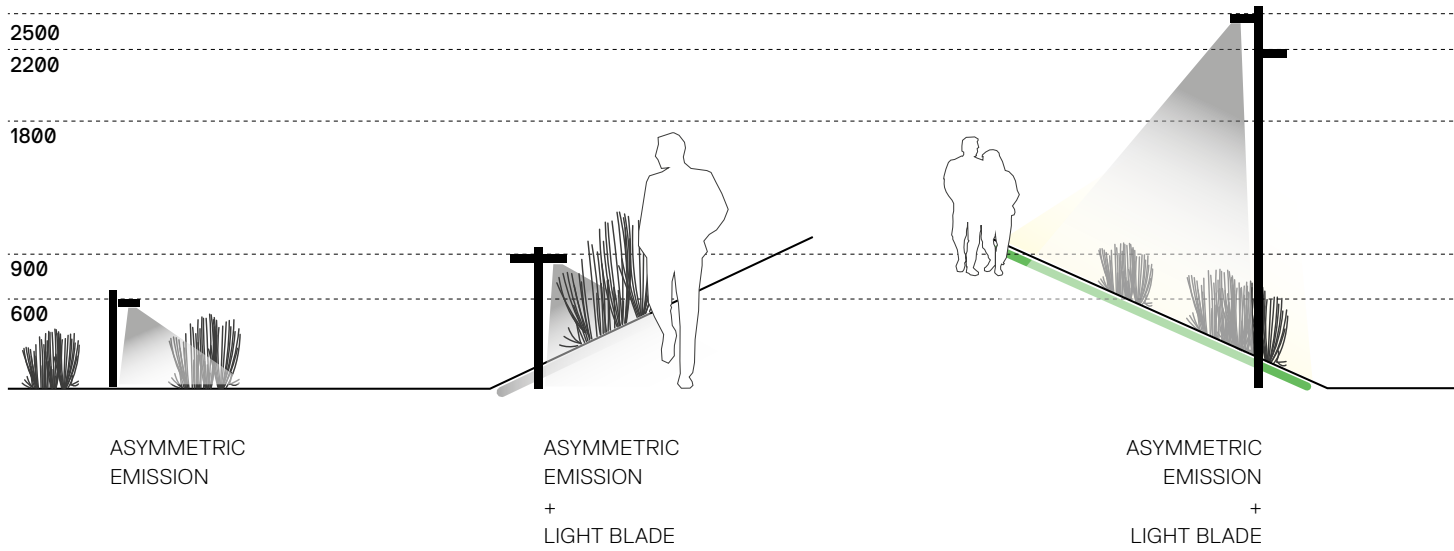











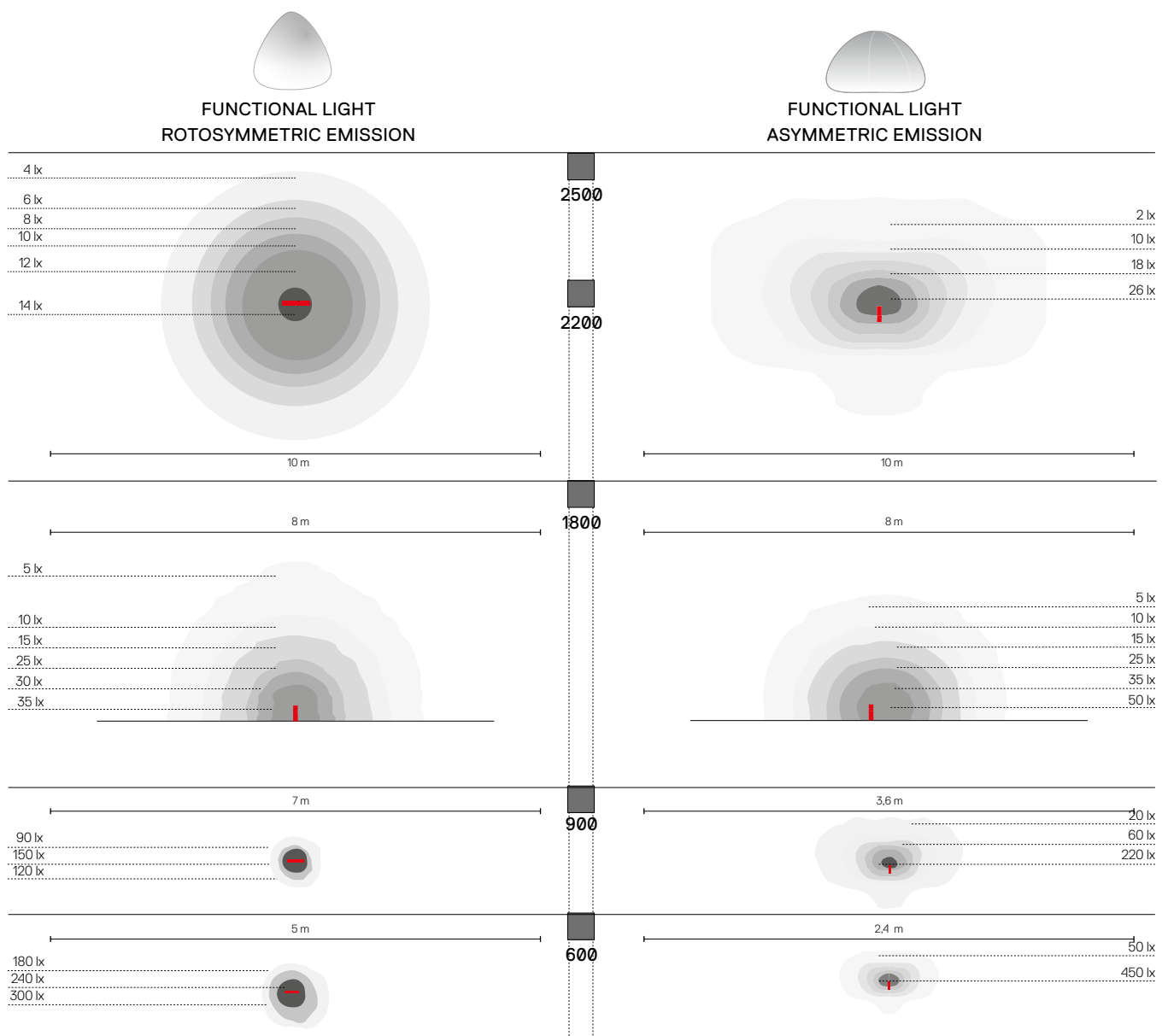
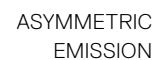


# Walking optical system

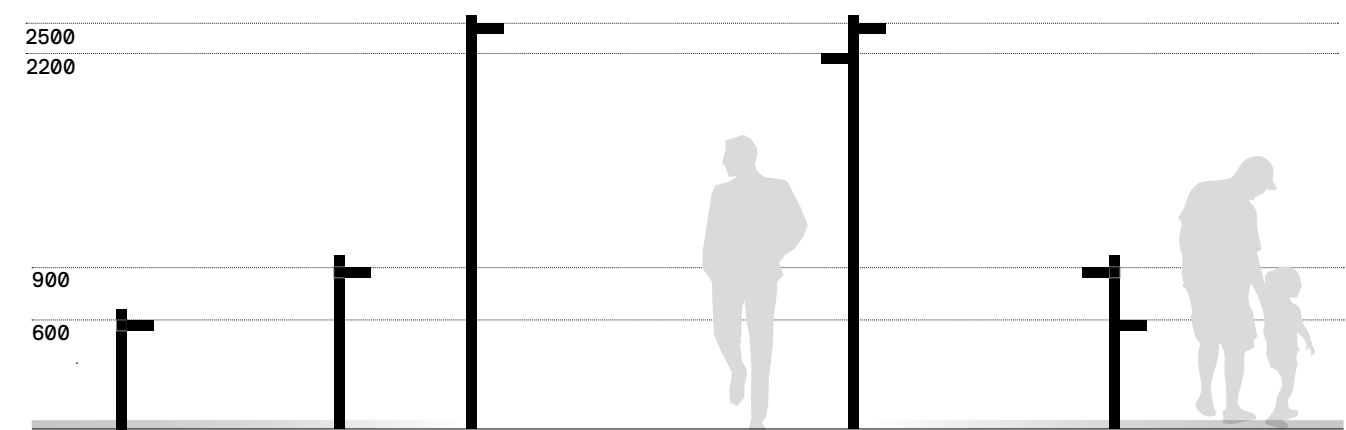
It can create different luminous landscapes starting from three white or coloured lighting performances, either single or combined within the same element according to a space gradient of structures of different heights.

It defines a new, exciting lighting language, respectful of the surrounding space, which it approaches with deeds that promote its perception and a man-sized experience. A dynamic discovery of space that is allowed, among other things, by the possible interaction with sensors, the Artemide App and advanced intelligences.

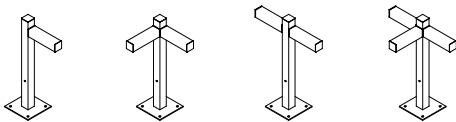




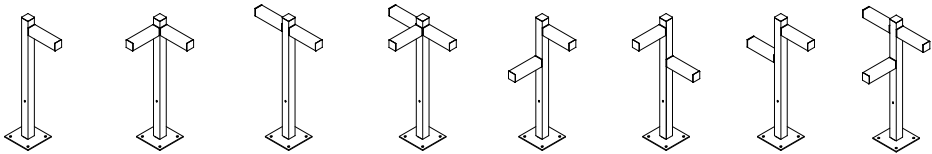
# Walking pole configuration typologies



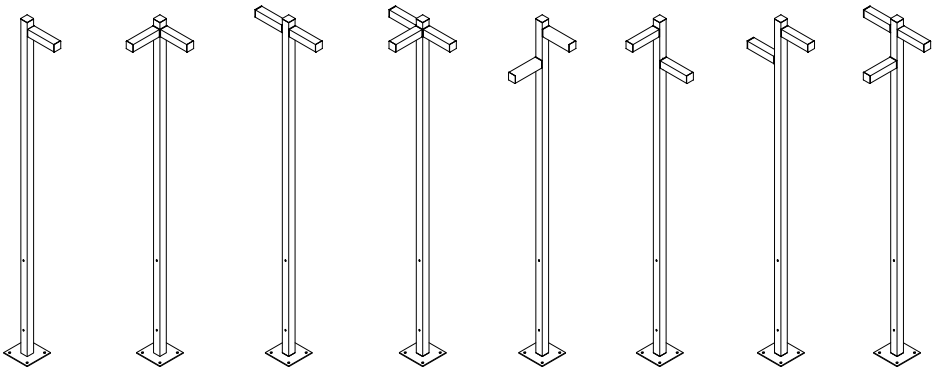
H.600




H. 900






H.2500







# Walking head poles colours





# ARTEMIDE

↳ light by architects  
for architecture

*Artemide manufactures lights designed by great world-famous international architects for modern-day architecture.*

*To represent this unique value of Artemide at best, the set-up for the upcoming Salone del mobile furniture exhibition will not be a trade fair booth but rather a genuine temporary architecture.*

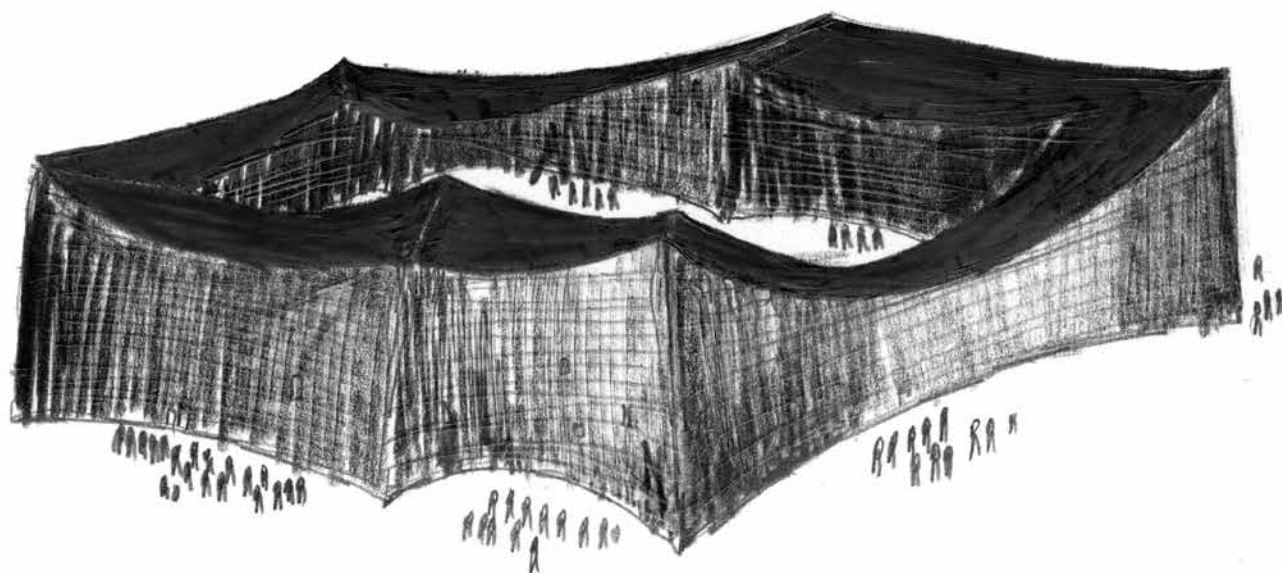
*Modern-day architecture is no longer the architecture of being, but the architecture of becoming, which temporary architectures belong to precisely.*

*The Earth Stations are research by Michele De Lucchi on the evolution of meeting places in a future guided by artificial intelligence.*

*The main objective of the Earth Station is to keep humanity together, get people to meet, make them work together on the idea of the future, exploiting all the positive possibilities and discerning all the negative ones, which are dramatically mistaken.*

*Light Station is the point of reference for the new collection by Artemide, where visitors from all over the world can meet up and swap ideas on the world of light.*

Michele De Lucchi



**Artemide<sup>®</sup>**